



## **Eaton Fuller FO-6406A-ASW Transmission Parts Manual**

This is Eaton Fuller FO-6406A-ASW Transmission parts manual brought to you by Pro Gear and Transmission to assist you identifying the parts for your Eaton / Fuller transmission unit.

If you need any assistance identifying the correct Eaton / Fuller unit for your truck and equipment, contact your Eaton replacement parts specialists at Pro Gear and Transmission.

Pro Gear stocks every part for your Eaton transmission including: Valve Assemblies, Synchronizers, Yoke Assemblies, O-Ring Kits, Drive Gears, Gaskets, Bearing and Seal Kits, and much more.


Pro Gear and Transmission has same day shipping and thousands of products in stock and ready to ship internationally for your next project.

For parts or service contact the Eaton transmission specialists at Pro Gear & Transmission, Inc.

 CALL US

 EMAIL US

 VISIT MODEL PAGE

 VISIT ONLINE STORE



**Roadranger®**

More time on the road®

# Illustrated Parts List

---

**FO-6406A-ASW**  
**July 2011**

# Contents

**How To Use The Illustrated Parts List .....3**  
**SERVICE PARTS LIST.....6**

## How To Use The Illustrated Parts List

The information contained in this document is subject to frequent updates. Therefore, for the latest information available, please visit the interactive Electronic Parts Catalog at [www.roadranger.com/epc](http://www.roadranger.com/epc).

### Model Designation or Nomenclature

- For information regarding Model Designation and Nomenclature, visit [www.roadranger.com](http://www.roadranger.com).

### Kits and Assemblies (K/A's)

- Kits and Assemblies contain groups of individual or assembled parts developed for optimal replacement or repair of a service problem.
- Kits and Assemblies are shown with applicable parts groupings in the parts listings.

### Identifying Kits and Assemblies

A- Part numbers beginning with the letter 'A' are pre-assembled Production Assemblies

K- Part numbers beginning with the letter 'K' are kits that are not assembled

S- Part numbers beginning with the letter 'S' are pre-assembled Service Assemblies

- Note: Some Production Assemblies do not begin with a letter prefix (Midrange only).

### Illustrations

- Illustrations show parts in assembly groups.
- Item numbers on illustrations correspond with parts listings on pages adjacent to the illustration.
- Notes are included on illustrations where additional information is needed.

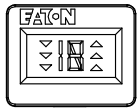
### Parts Listing

Parts listings are defined by parts groupings and are broken down by service assemblies. Parts listings identify a part for servicing with the following categories

- **Item Number** - corresponding with numbers on illustrations for part identification.
- **Current Part** - identifies part as it is available for service.
- **Description** - specifies part name or description.
- **Replaced Part** - quantity quantity required for assembly.
- **Quantity** - defines unique characteristics or requirements.
- **Notes** - indicates Kits or Assemblies that contain a particular part.
- **Kits/Assy's Where Used**

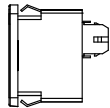


Top View

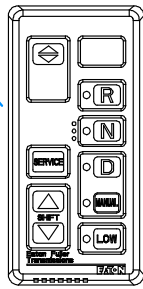


3

Side View

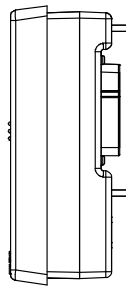


Top View

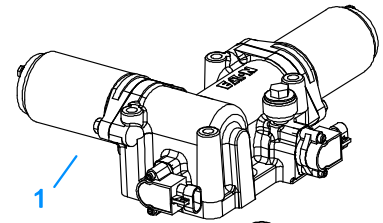


8

Side View

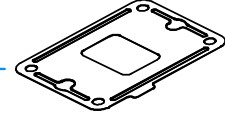


17 XY Shifter Repair Kit



1

2



Bulkhead Front Bearing Cover Kit

Torsion Coupler

15

Stub Shaft Replacement Kit

14

13

15

14

14

14

14

14

14

14

14

14

14

14

14

14

14

14

14

14

14

14

14

14

14

14

14

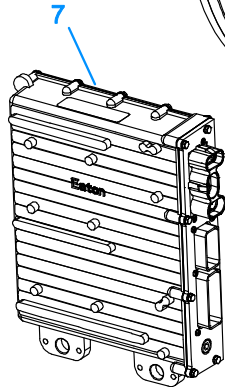
14

14

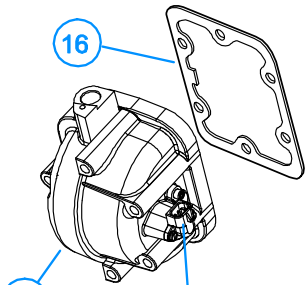
14

14

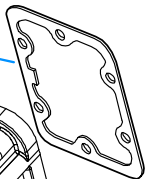
14



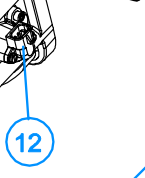
7



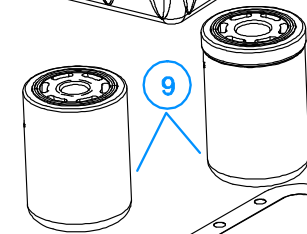
5



16

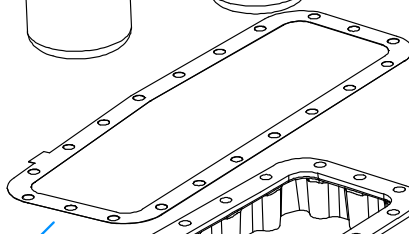


12

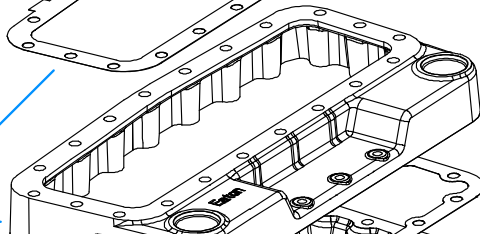


9

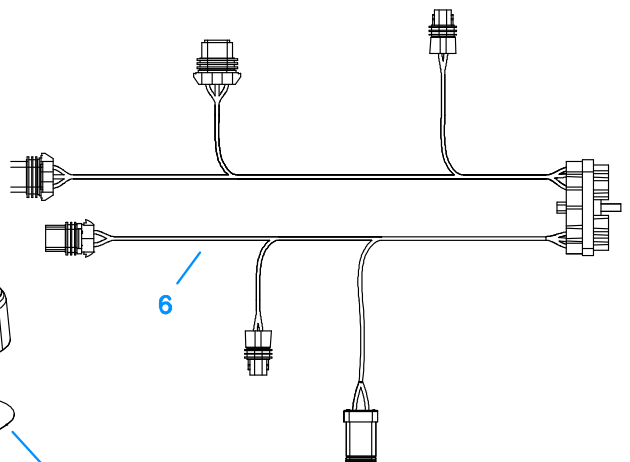
999



11



10



6

Indicates part of item 999

00500-10-02

Pro Gear and Transmission, Inc. | www.progearandtransmission.com | www.pgtruckparts.com

906 West Gore St, Orlando, FL, 32805 | +1 (877)-776-4600 | +1 (407)-872191 | parts@eprogear.com

## SERVICE PARTS LIST

Item	Current Part	Description	Replaced Part	Qty.	Notes	Kits/Assys Where Needed
1	K-3436	XY SHIFTER KIT	691381 ,A - 7034	1		
2	4305452	GASKET	4301958	1		K-3436,K-4009
3	K-3199	DRIVER DISPLAY MODULE	4302640	1		
4	K-3231	SPEED SENSOR KIT	A - 6398 ,A - 6724	1	SINGLE PICK-UP (2 PIN)	
5	K-3648	INERTIA BRAKE KIT	A - 7434 ,K - 3508, A-7828	1		
6	K-4120	TRANSMISSION HARNESS KIT	691676 ,4305340, K-3609, 4307377	1		
7	K-3516RX	REMAN EXCHANGE TRANSMISSION CONTROLLER KIT	K-3516, K-3516R	1		
8	S-2989	PUSHBUTTON ASSEMBLY	S - 2985	1		
9	K-3498	OIL FILTER KIT	4305476 ,4305783	1	OIL FILTER KIT INCLUDES OIL PAN GASKET	
10	K-3610	OIL PAN REPLACEMENT KIT	691888	1		
11	K-3611	SPACER REPLACEMENT KIT	691886	1		
12	K-3638	I-BRAKE CONNECTOR KIT	691499	1		
13	K-3765	BULKHEAD FRONT BRG COVER KIT		1		K-3858
14	K-3858	STUB SHAFT REPLACEMENT KIT		1		
15	125678	TORSION COUPLER		1	THIS ITEM INCLUDES K-3765	
16	4305309	GASKET		2		K-3648
17	K-4009	XY SHIFTER REPAIR KIT		1		
999	TN-C31-01R	FO-6406A-ASW REMAN SERVICE UNIT	TA-C31-01	1		

