


- Exceptional durability
- Versatile applications
- Outstanding mobility



To learn more about RT / RTE,  
call 855.743.3733 or visit  
[www.hendrickson-intl.com](http://www.hendrickson-intl.com)

## Enhanced Design for Superior Durability, Stability and Off-highway Maneuverability

### Hendrickson Rods

- Improve cornering by controlling lateral forces
- Optional transverse rods help ensure maximum lateral axle control and straight line suspension stability
- Longitudinal rods engineered to optimize resistance to wind up during acceleration and braking

### No. 1 Spring Hanger

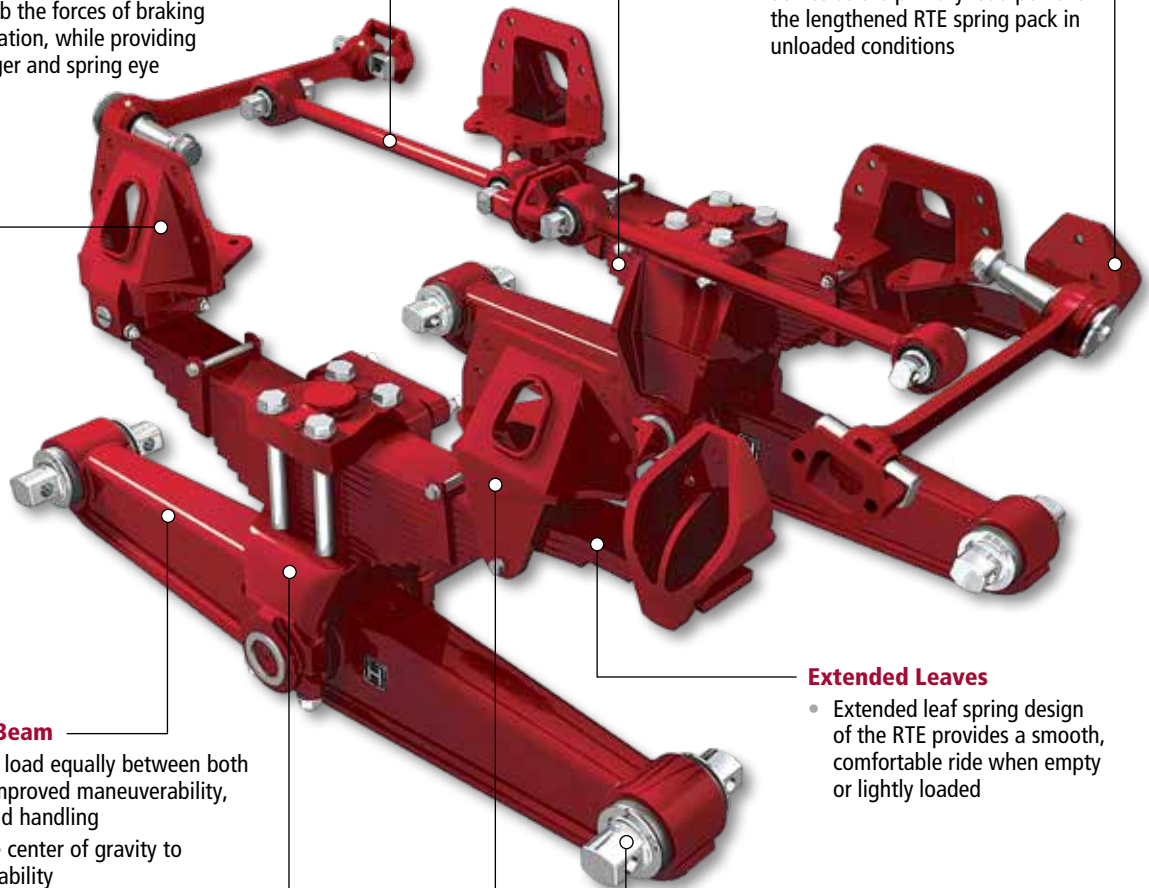
- Helps absorb the forces of braking and acceleration, while providing longer hanger and spring eye bushing life

### Spring Pack

- Genuine Hendrickson springs are made from high-strength steel
- Heat treated and shot peened for exceptional fatigue life

### No. 3 Spring Hanger

- Serves as the primary load point for the lengthened RTE spring pack in unloaded conditions



### Equalizing Beam

- Distributes load equally between both axles for improved maneuverability, stability and handling
- Lowers the center of gravity to increase stability
- Establishes a solid axle connection for improved handling

### Extended Leaves

- Extended leaf spring design of the RTE provides a smooth, comfortable ride when empty or lightly loaded

### Saddle

- Engineered to increase durability without adding weight
- High stress concentration areas such as chair back and legs are fortified for strength and durability

### Bar Pin End Connection

- Rugged axle connection extends bushing life and allows easy axle alignment and serviceability

### No. 2 Spring Hanger

- Cam and leg areas receive a special flame hardening treatment that increases durability and extends life

## Fabricated Beam — Higher Strength, Higher Payloads

Hendrickson equalizing beams have been the standard in the vocational truck industry since their introduction over 90 years ago. The equalizing beam, or walking beam, became popular for its durability and traction. Following this tradition of Hendrickson innovation, the RT / RTE suspensions in 34,000- to 70,000-pound capacities utilize fabricated walking beams, replacing the forged beams of the past. Our core competency in fabrication technology allows us to control the quality and workmanship of the system.

The fabricated equalizing beams provide an even greater strength-to-weight ratio than former designs. This means that they will stand up under demanding loads on the job site and still allow you to maximize your payload.

The beams are constructed by roll forming steel into a channel, which is robotically welded to the sturdy bottom plate.

Over the years, operation on rugged job sites has demonstrated the performance and strength of the fabricated equalizing beam.



## Better Ride when you're traveling light — Better Handling when you're fully loaded

The extended leaf spring design of the RTE suspension provides a smoother, more comfortable ride when empty or lightly loaded and uncompromised stability when fully loaded.

### Here's how it works...

- The upper leaves of the RTE extend past the No. 2 spring hanger to the No. 3 hanger. In the empty or lightly loaded condition (Figure 1), the extended spring leaves do not make contact with the No. 2 hanger. The resulting longer effective spring length produces a softer ride for greater driver comfort and equipment protection.
- When load is added, the extended leaves deflect and make contact with the No. 2 hanger (Figure 2). This shortens the effective spring length to match that of the RT spring assembly for a more stable ride.

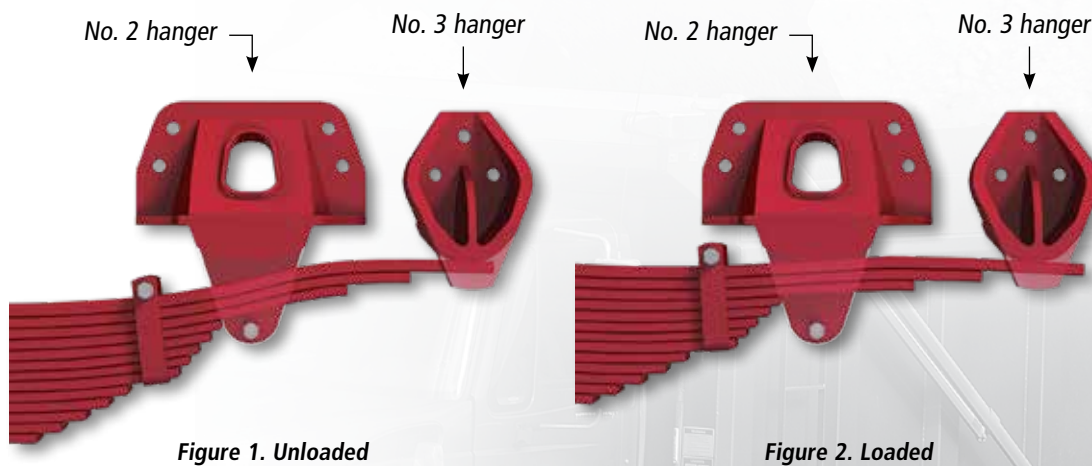


Figure 1. Unloaded

Figure 2. Loaded

Suspension Capacity <sup>1</sup> (lbs.)	Installed Weight <sup>2</sup> (lbs.)	Gross Vehicle Weight Approval <sup>3</sup> (lbs.)	Gross Combination Weight Approval (lbs.)	Job-Site Rating <sup>4</sup> (lbs.)
<b>RT SUSPENSIONS</b>				
34,000	1,199	60,000	125,000	46,000
40,000	1,207	73,000	160,000	55,000
46,000	1,301	80,000	190,000	60,000
50,000	1,418		225,000	65,000
52,000	1,443		245,000	
65,000	Varies	85,000	260,000	75,000
70,000				
<b>RTE SUSPENSIONS</b>				
34,000	1,253	60,000	125,000	46,000
40,000	1,242	73,000	160,000	55,000
46,000	1,338	80,000	190,000	60,000
50,000	1,465		225,000	65,000

- Contact Hendrickson for availability of additional capacities and axle spacing.
- Installed weight includes complete suspension, torque rods, axle brackets and frame brackets at 54 inch axle spacing. Capacities over 65K vary, contact Hendrickson engineering for more information.
- Contact Hendrickson for applications that may exceed Gross Vehicle Weight approval rating.
- Job-Site Travel Rating – operations using vehicles equipped with liftable pusher or tag axles must not exceed published ratings. Job-site ratings are limited to no more than five percent of vehicle operation at a speed not to exceed five mph. Liftable pusher or tag axles should only be raised (or unloaded) to improve vehicle maneuverability in job-site applications or when vehicle is empty. Job-site ratings are consistent with published axle manufacturer's limitations. Axle and suspension job-site travel specifications must not be exceeded.
- Transverse rods are standard with axle spacing of 60 inches or more and on 46,000- to 70,000-pound capacity suspensions with rubber center bushings, refer to Hendrickson publications 59310-004 and 59310-058 for more information.
- Heavy-duty equalizing beam option available at 46,000-pound capacity.

Aftermarket shock absorbers available, contact Hendrickson for details.

**FIGURE 2-2**



**RT Suspension**

**FIGURE 2-3**



**RTE Suspension**

**Hendrickson Genuine Parts** are the same quality components installed in Hendrickson original equipment suspensions — consisting of the same design, construction, performance and durability. There's only one way to maintain and protect your suspension's original performance. Ask for the name that is synonymous with the finest manufactured suspensions in the world.

*Actual product performance may vary depending upon vehicle configuration, operation, service and other factors.*

*All applications must comply with applicable Hendrickson specifications and must be approved by the respective vehicle manufacturer with the vehicle in its original, as-built configuration. Contact Hendrickson for additional details regarding specifications, applications, capacities, and operation, service and maintenance instructions.*

**Call Hendrickson at 630.910.2800 or 855.RIDERED (743.3733) for additional information.**



**TRUCK COMMERCIAL VEHICLE SYSTEMS**  
 800 South Frontage Road  
 Woodridge, IL 60517-4904 USA  
 855.RIDERED (743.3733)  
 630.910.2800 • Fax 630.910.2899

www.hendrickson-intl.com

45745-137 Rev K 06-19

© 2002 – 2019 Hendrickson USA, L.L.C. All Rights Reserved. All trademarks shown are owned by Hendrickson USA, L.L.C., or one of its affiliates, in one or more countries. Information contained in this literature was accurate at the time of publication. Product changes may have been made after the copyright date that are not reflected.

Printed in United States of America