



MERITOR

Meritor Differential Model RT-40-145 - RP-19-144 - Carrier A1-3200-H-1984


Pro Gear parts manual for Meritor Differential Model RT-40-145 - RP-19-144 - Carrier A1-3200-H-1984 to assist in identifying the correct configuration of your Meritor 145 Series differential. This Meritor Tandem Front is built with 2.10" - 41 Axle spline and ratios available in 2.64 thru 7.17.

If you need any assistance identifying the correct Meritor differential unit for your truck or equipment, contact your Meritor differential replacement specialists at Pro Gear and Transmission.

Pro Gear stocks every part for your Meritor differential. We have 1000's of products in shop that are ready to ship internationally for your next project.

For parts or service contact the Meritor specialists at Pro Gear & Transmission, Inc.

 CALL US

 EMAIL US

 VISIT MODEL PAGE

 VISIT ONLINE STORE

MERITOR® 140, 141, 143, 144 AND 145 SERIES DRIVE AXLE PARTS CATALOG



MERITOR



HOW TO USE THIS CATALOG

There are 51 basic carriers covered in this catalog:

| | | | | | |
|-------------|-------------|-------------|-------------|-------------|-------------|
| 3200-R-1500 | 3200-T-1814 | 3200-N-1860 | 3200-M-1885 | 3200-P-1914 | 3200-F-1982 |
| 3200-M-1547 | 3200-U-1815 | 3200-S-1865 | 3200-P-1888 | 3200-R-1916 | 3200-H-1984 |
| 3200-X-1558 | 3200-V-1816 | 3200-Z-1872 | 3200-R-1890 | 3200-S-1917 | 3200-J-1986 |
| 3200-L-1624 | 3200-W-1817 | 3200-A-1873 | 3200-D-1902 | 3200-T-1918 | 3200-K-1987 |
| 3200-G-1645 | 3200-C-1849 | 3200-B-1874 | 3200-E-1903 | 3200-Z-1924 | 3200-L-1988 |
| 3200-X-1662 | 3200-D-1850 | 3200-C-1875 | 3200-F-1904 | 3200-B-1978 | 3200-W-2051 |
| 3200-L-1676 | 3200-E-1851 | 3200-D-1876 | 3200-G-1905 | 3200-C-1979 | |
| 3200-M-1677 | 3200-F-1852 | 3200-E-1877 | 3200-H-1906 | 3200-D-1980 | |
| 3200-Q-1785 | 3200-G-1853 | 3200-G-1879 | 3200-M-1911 | 3200-E-1981 | |

Major assembly differences such as oil pumps, main diff. locks, etc. are indicated by the different assembly level numbers as well as the base carrier part number. The Axle Models-Carriers-Features Chart on Page 2 lists all the variations of the carriers covered in this book.

Note: The carriers listed in this catalog do **not** include yokes. A yoke is a major assembly difference, so a carrier sold with a yoke has a different assembly level number than the same carrier without the yoke.

The charts for carriers, output shafts, and axle housings include the following information:

- An exploded view of each assembly, keyed to the parts list.
- A description of each part.
- Parts that are sold as assemblies that include other parts.
- Which carriers or axle models the part is used on.
- The quantity of the part used on the carrier or axle.
- The part number of each part.
- Whether the part is available in a kit.

Carrier Parts: Determine which Chart and Figure (1 or 2) applies to your carrier by using the following sources of information:

- Identification tag installed on the carrier.
- Axle Models-Carrier-Features Chart.
- Pictures and descriptions of the carriers inside the front cover and at the beginning of Chart 1 and Chart 2.

Output (Thru) Shafts: This chart covers the output shafts for the forward axles of all tandems. Note that the output shaft assembly or its components are only sold as separate items. The output shaft is **not** included with the purchase of a carrier or housing.

Housing Assemblies and Wheel End Parts: This chart covers the housing assemblies and wheel end parts for all axles. The parts are listed according to axle models and the two wheel end series (L Series or R Series) that are used on 140, 141, 143, 144 and 145 series axles.

Axle Shafts: The axle shafts are grouped in sets (L.H. and R.H.) according to the axle models they are used on. Many axle shaft sets are used on more than one axle model. The axle shafts are also listed by part number with dimensions.

Yokes and Flanges: There are five charts that cover full round bearing yokes, wing bearing yokes, Easy Service yokes, RPL yokes and flanges. Each chart lists the yokes or flanges used on each axle model. The yokes and flanges are listed by dimension.

Kits: The first chart lists all the kits available for each axle model and carrier. Following that chart, the kits are listed in numerical order, and the contents of each kit is listed.

Numerical Parts Index: This lists every part number in the catalog along with the page(s) on which the part is listed.

Rear Drive Axles

Model Numbers and Designations - OLD STYLE



NOTE 1:

If a complete axle designation is not required, use the first seven positions of the model designation to identify the basic axle model.

EXAMPLES OF BASIC AXLE MODELS:

- RS 17 140** - Single Rear Drive, 17,000 lb., Single Speed, 15" Ring Gear, 140 Carrier Model.
- RT 48 380** - Tandem Drive Axle Set, 48,000 lb., Helical Double Reduction, 19.62" Ring Gear, 380 Carrier Model.
- RZ 60 164** - Tridem Drive Axle Set, 60,000 lb., Single Speed, Includes a 150 Series Forward Rear or First Axle and a 145 Series Tandem Axle Set as the Second and Third Axles.

NOTE 2, FOR TRIDEM AXLES ONLY:

For a Tridem Drive Axle Set (**RZ**), the number in the sixth position designates the carrier in the first axle. The number in the seventh position designates the carriers in the second and third axles.

NOTE 3:

Some axle designations or specifications do not have a hub type code.

Rear Drive Axles

Model Numbers and Designations - NEW STYLE



FIGURE 1
FORWARD CARRIERS OF TANDEM AXLES
 (USE WITH CHART 1)



FIGURE 2
CARRIERS FOR SINGLE AXLES AND
REAR OF TANDEM AXLES
 (USE WITH CHART 2)



• Circled ○ numbers are diff. lock parts or parts that change when diff. lock is added.

**SUPPLEMENTAL DRAWING
CARRIERS WITH INTERNAL A.B.S.**



EXPLODED VIEW OF REVERSE AIR SHIFT UNIT



• Circled ○ numbers are diff. lock parts or parts that change when diff. lock is added.

TABLE OF CONTENTS

| | Page |
|---|-------------|
| Carriers & Features of Current Axle Models..... | 2 |
| Forward Carriers of Tandem Axles..... | 3 |
| Carriers for Single Axles and Rears of Tandem Axles..... | 10 |
| Output (Thru) Shafts..... | 20 |
| Housing Assemblies and Wheel End Parts..... | 21 |
| Axle Shafts..... | 22 |
| Yokes and Flanges | |
| Full Round Bearing Yokes..... | 27 |
| Wing Bearing Yokes..... | 28 |
| Easy Service Yokes..... | 29 |
| RPL Yokes..... | 30 |
| Companion Flanges..... | 31 |
| Axle Model to Carrier to Kit Cross Reference..... | 32 |
| Service Kits..... | 38 |
| Numerical Parts Index..... | 53 |
| Warranty..... | 60 |

CURRENT AXLE MODELS - CARRIERS - FEATURES

| AXLE MODELS | | CARRIERS | MAIN DIFF. LOCK | NO SPIN @ DIFF. | OIL PUMP | A.B.S. | AXLE SPLINE | RATIOS AVAIL. | STD. IAD SHIFT (UNLESS NOTED) | | |
|--|---------------|-------------------------------------|-----------------|-----------------|----------------|--------|----------------|--|-------------------------------|---|--|
| RS-16-140 RS-17-140 (SINGLE AXLE) | | A23-3200-M-1647 | | | | | 1.85" - 36 | 3.42 thru 7.17 | | | |
| | | B2-3200-L-1676 | | | | | 2.00" - 39 | | | | |
| RS-16-141 (SINGLE AXLE) RS-17-141 (SINGLE AXLE) | | B11-3200-L-1676 | | ● | | | | | | | |
| | | B7-3200-S-1865 | | | | | | | | | |
| RS-17-145 RS-19-145 (SINGLE AXLE) | | B7-3200-L-1676 | | | | | | 2.79 thru 3.21 | | | |
| | | B7-3200-S-1865 | | | | | | 3.42 thru 7.17 | | | |
| | | B9-3200-L-1676 | | ● | | | | | 2.79 thru 3.21 | | |
| | | B9-3200-S-1865 | | ● | | | | | 3.42 thru 7.17 | | |
| RS-17-144 RS-19-144 RS-21-145 (SINGLE AXLE) | | B4-3200-L-1676 | | | | | 2.10" - 41 | 2.64 thru 3.21 | | | |
| | | B4-3200-S-1865 | | | | | | 3.42 thru 7.17 | | | |
| | | B13200-G-1879 | ● | | | | | | 2.64 thru 7.17 | | |
| | | B8-3200-L-1676 | | | ● | | | | 2.64 thru 3.21 | | |
| | | B8-3200-S-1865 | | | ● | | | | 3.42 thru 7.17 | | |
| RT-34-145 | Fwd | RD-17-145 | B4-3200-G-1645 | | | | 2.00" - 39 | 2.79 thru 7.17 | REVERSE | | |
| | | | A6-3200-B-1978 | | | | | | | | |
| | | | A8-3200-B-1978 | | ● | | | | | | |
| | | | B6-3200-F-1852 | | | ● | | | | | |
| | | RP-17-145 | A6-3200-H-1984 | | | ● | | | | | |
| | Rear | RR-17-145 | B7-3200-L-1676 | | | | | 2.79 thru 3.21 | | | |
| | | | B7-3200-S-1865 | | | | | 3.42 thru 7.17 | | | |
| | | | B9-3200-L-1676 | | ● | | | 2.79 thru 3.21 | | | |
| | | | B9-3200-S-1865 | | ● | | | 3.42 thru 7.17 | | | |
| | | | B4-3200-E-1851 | | | | ● | | | | |
| RT-40-140 | Fwd | RD-20-140 | A13200-B-1978 | | | | 2.10" - 41 | 2.64 thru 7.17 | REVERSE | | |
| | Rear | RR-20-140 | B4-3200-S-1865 | | | | | | | | |
| MT-40-143 | Fwd | MD-20-143 | A13200-B-1978 | | | | 2.10" - 41 | 2.64 thru 4.11 2.64 thru 3.21 3.42 thru 7.17 2.79 thru 7.17 | | | |
| | | | A13200-E-1981 | ● | | | | | | | |
| | | | A13200-C-1979 * | | | | | | | | |
| | Rear | MR-20-143M | A13200-H-1984 | | | ● | | | | | |
| | | | MR-20-143 | B4-3200-L-1676 | | | | | | | |
| | | | B4-3200-S-1865 | | | | | | | | |
| B13200-M-1885 * | | | | | | | | | | | |
| RT-34-144 RT-38-144 RT-40-145 | Fwd | RD-17-144 RD-19-144 RD-20-145 | A13200-B-1978 | | | | 2.10" - 41 | 2.64 thru 7.17 | REVERSE | | |
| | | | B13200-G-1645 | | | | | | | | |
| | | | A13200-E-1981 | ● | | | | | | | |
| | | | A4-3200-B-1978 | | ● | | | | | | |
| | | | B13200-E-1903 | ● | | | | | | | |
| | | | A13200-C-1979 * | | | | | | | | |
| | | | B13200-S-1917 * | | | ● | | | | | |
| | | | B13200-F-1852 | | | ● | | | | | |
| | | | RP-17-144 | A13200-K-1987 | ● | | | | | ● | |
| | | | RP-19-144 | B13200-D-1902 | ● | | | | | ● | |
| | | | RP-20-145 | A13200-H-1984 | | | | | | ● | |
| | | | | B13200-X-1662 | | | | | | ● | |
| | | | | A4-3200-H-1984 | | ● | | | | ● | |
| | B13200-G-1853 | | | ● | ● | | | | | | |
| | Rear | RR-17-144 RR-19-144 RR-20-145 | B4-3200-L-1676 | | | | | 2.64 thru 3.21 | | | |
| | | | B4-3200-S-1865 | | | | | 3.42 thru 7.17 | | | |
| | | | B13200-G-1879 | ● | | | | 2.64 thru 7.17 | | | |
| | | | B8-3200-L-1676 | | ● | | | 2.64 thru 3.21 | | | |
| | | | B8-3200-S-1865 | | ● | | | 3.42 thru 7.17 | | | |
| B13200-M-1885 * | | | | | | | 2.79 thru 7.17 | | | | |
| B13200-R-1916 * | | | | | | ● | | | | | |
| B13200-D-1850 | | | | | | ● | 2.64 thru 3.21 | | | | |
| B13200-E-1851 | | | | ● | 3.42 thru 7.17 | | | | | | |
| RT-44-145 | Fwd | RD-22-145 | A13200-D-1980 | | | | 2.10" - 41 | 3.42 thru 5.86 | | | |
| | | | A13200-F-1982 | ● | | | | | | | |
| | | | RP-22-145 | A13200-J-1986 | | | | | | ● | |
| | | | | A13200-L-1988 | ● | | | | | ● | |
| | | | | B13200-T-1918 | ● | | | | | ● | |
| | B13200-P-1914 | | | | ● | | | | | | |
| | Rear | RR-22-145 | B13200-A-1873 | | ● | | | | | | |
| | | | B6-3200-A-1873 | | ● | | | | | | |
| | | | B13200-F-1904 | ● | | | | | | | |
| | | | B13200-Z-1924 | | | | | | | | |
| | | | | | | | | | | | |

* Indicates aluminum carrier housing. (Not available in 2.64 ratio.)

CHART 1

FORWARD CARRIERS OF TANDEM AXLES

(Use with Figure 1, Inside Front Cover)

VISUAL IDENTIFICATION OF FORWARD CARRIERS

| | |
|---|--|
| <p style="text-align: center;">IAD SHIFTER: BOLT ON FOR 1624, 1902, 1911, 1918 SCREW-IN FOR 1817, 1877, 1888, 1906, 1987 AND 1988 CARRIERS</p> <div style="text-align: center;">  <p style="text-align: left; margin-left: 10px;">OIL FILTER</p> <p style="text-align: right; margin-right: 10px;">DIFF. LOCK:</p> </div> <p style="text-align: center;">DIFF. LOCK: BOLT-ON FOR 1624 AND 1817 CARRIERS SCREW-IN FOR 1877, 1888, 1902, 1906, 1911, 1918, 1987 AND 1988 CARRIERS</p> <p style="text-align: center;">FORWARD CARRIERS WITH IAD, DIFF. LOCK AND OIL PUMP: 3200-L-1624, 3200-W-1817, 3200-E-1877, 3200-P-1888, 3200-D-1902, 3200-H-1906, 3200-M-1911, 3200-T-1918, 3200-K-1987, 3200-L-1988</p> | <p style="text-align: center;">IAD SHIFTER: BOLT ON FOR 1677 AND 1903 SCREW-IN FOR 1815, 1875, 1890, 1905, 1981 AND 1982 CARRIERS</p> <div style="text-align: center;">  <p style="text-align: left; margin-left: 10px;">NO OIL FILTER</p> <p style="text-align: right; margin-right: 10px;">DIFF. LOCK:</p> </div> <p style="text-align: center;">DIFF. LOCK: BOLT-ON FOR 1677 AND 1815 CARRIERS SCREW-IN FOR 1875, 1890, 1903, 1905, 1981 AND 1982 CARRIERS</p> <p style="text-align: center;">FORWARD CARRIERS WITH IAD AND DIFF. LOCK WITHOUT OIL PUMP 3200-M-1677, 3200-U-1815, 3200-C-1875, 3200-R-1890, 3200-E-1903, 3200-G-1905, 3200-E-1981, 3200-F-1982</p> |
| <p style="text-align: center;">IAD SHIFTER: BOLT-ON FOR 1662 AND 1914 SCREW-IN FOR 1816, 1853, 1876, 1894 AND 1986 CARRIERS</p> <div style="text-align: center;">  <p style="text-align: left; margin-left: 10px;">OIL FILTER</p> <p style="text-align: right; margin-right: 10px;">NO DIFF. LOCK</p> </div> <p style="text-align: center;">FORWARD CARRIERS WITH IAD AND OIL PUMP WITHOUT DIFF. LOCK: 3200-X-1662, 3200-V-1816, 3200-G-1853, 3200-D-1876, 3200-P-1914, 3200-H-1984, 3200-J-1986</p> | <p style="text-align: center;">IAD SHIFTER: BOLT ON FOR 1645 CARRIER SCREW-IN FOR 1814, 1852, 1860, 1874, 1917, 1978, 1979 AND 1980</p> <div style="text-align: center;">  <p style="text-align: left; margin-left: 10px;">NO OIL FILTER</p> <p style="text-align: right; margin-right: 10px;">NO DIFF. LOCK</p> </div> <p style="text-align: center;">FORWARD CARRIERS WITH IAD WITHOUT DIFF. LOCK OR OIL PUMP: 3200-G-1645, 3200-T-1814, 3200-F-1852, 3200-N-1860, 3200-B-1874, 3200-S-1917, 3200-B-1978, 3200-C-1979, 3200-D-1980</p> |

THE FOLLOWING CARRIERS ARE EQUIPPED WITH A THRUST SCREW:
3200-A-1873, 3200-B-1874, 3200-C-1875, 3200-D-1876, 3200-E-1877, 3200-F-1904, 3200-G-1905,
3200-H-1906, 3200-M-1911, 3200-T-1918, 3200-P-1914, 3200-D-1980, 3200-F-1982, 3200-J-1986, 3200-L-1988

THE FOLLOWING CARRIERS ARE MACHINED FOR INTERNAL ABS SENSORS:
3200-F-1852, 3200-G-1853, 3200-S-1917

FORWARD CARRIERS OF TANDEM AXLES

| ITEM | DESCRIPTION | REMARKS | CARRIER | QTY | PART NUMBER |
|-------|--|--|---|--------------------|--|
| 1 | Nut - input yoke and shaft | Included in KIT 2826 | All after 11/93 | 1 | 40-X-1233 |
| | | | Included in KIT 2637 | All prior to 11/93 | |
| 1A | Washer - input shaft nut | Included in KIT 2826 | All after 11/93 | 1 | 1229-N-1730 |
| | | | Included in KIT 2637 | All prior to 11/93 | |
| 4 | Capscrew - input bearing cage | | All | 7 | MS-212045-1 |
| 5 | Washer - input bearing cage | | All | 7 | 1229-C-1511 |
| 6 | Oil seal - input bearing cage | 3" I.D. | All prior to 11/93 | 1 | R945008 |
| | | 3.25" I.D. | All after 11/93 | | A1-1205-X-2728 |
| 7, 10 | Bearing cage and cup assy. - input | | All w/o pump after 11/93 | 1 | A-3226-V-1296 |
| | | | All w/o pump prior to 11/93 | | A-3226-B-1224 |
| | | | All with pump after 11/93 | | A-3226-D-1226 |
| | | | All with pump prior to 11/93 | | A-3226-Z-1222 |
| 8 | Shim - input bearing cage | .075mm/.003 inch .125mm/.005 inch .250mm/.010 inch | Included in KIT 2429 | All | Use as req. |
| | | | | | 2203-K-9241 |
| | | | | | 2203-L-9242 |
| 9 | O-ring - input bearing cage | | Less pump | 1 | 5-X-1343 ¹ |
| | | | With pump | 1 ea. | 5-X-1343 ¹ 5-X-1034 ¹ |
| 10 | Cup - input shaft bearing - outer | | All | 1 | 3920 |
| 11 | Cone - input shaft bearing - outer | | All after 11/93 | 1 | JM-511945 |
| | | | All prior to 11/93 | | JM-511946 |
| 12 | Baffle - oil | | All w/o pump | 1 | 3221-P-1004 |
| 13 | Washer - oil baffle | | All w/o pump | 3 | 1229-E-1669 |
| 14 | Capscrew - oil baffle | | All w/o pump | 3 | MS-208016-1 |
| 15, 1 | Input shaft and nut assy. | Less pump 2"-39 spline | All prior to 11/93 | 1 | KIT 2834 ² |
| | | Less pump 2.38"-46 spline | All after 11/93 | | A-3297-U-1347 |
| | Input shaft, nut, ball assy. | 2.38"-46 spline. With pump | All prior to 8/91 | | A-3297-T-1346 |
| | | Pump driven off flats on the input shaft. 2"-39 spline | | | KIT 2835 ² |
| | Pump driven off splines on the input shaft. 2"-39 spline | All from 8/91 to 11/93 | | | KIT 2833 ² |
| 16 | Thrust washer - helical drive gear | | All | 1 | 1229-S-4985 |
| 17 | Helical gear and forward side gear | | All | 1 | KIT 4007 |
| 18 | Diff. case and pinion nest assy. - inter-axle | Bolted | 1978, 1979, 1980, 1981, 1982, 1984, 1986, 1987, 1988 carriers after 10/98 | 1 | A-3235-N-2380 |
| | | Welded | All except 1624 / prior to 10/98 | | A-3235-W-2025 |
| | | Bolted | 1624 carrier only | | KIT 2743 |
| 18A | Case halves and fastener hardware | | For bolted version only. | 1 | A2-3235-N-2380 |
| 18B | Bolt | | All after 10/98 | 8 | MS210045A-1 |
| 18C | Washer | | | | 1229-K-1597 |
| 18D | Spider | Included in KIT 2420 | | 1 | 3278-A-1119 |
| 18E | Pinion gear | | | 4 | 2233-U-1035 |
| 18F | Pinion gear thrust washer | | | | 1229-T-1606 |
| 19 | Snap-ring - inter-axle differential | | All | 1 | 2297-E-5335 |
| 20 | Clutch collar - inter-axle diff. | | | 1 | 3107-M-1183 |
| 21 | Side gear - inter-axle diff. | | All | 1 | 2234-R-1188 |
| 22 | Shift fork - inter-axle diff. | | All | 1 | 3296-Z-1326 |
| 23 | Cone - rear side gear bearing | | All | 1 | JLM-710949C |
| 24 | Cup - rear side gear bearing | | All | 1 | JLM-710910 |
| 25 | Adjusting screw - shift shaft | | All | 1 | 41-X-1208 |
| 26 | Jam nut - adjusting screw | | All | 1 | MN-312-1 |
| 27 | Spring - shift shaft return | | All except "reverse-air" | 1 | 2258-U-411 |
| 28 | Shift shaft - inter-axle differential | | All except "reverse-air" | 1 | 2244-K-1025 |
| | | Bolt-on style, Navistar only (reverse-air) | Included in KIT 2686 and KIT 2445 | | 2244-D-1070 |
| 29 | Shift assy. - inter-axle diff. air | Bolt-on style, Navistar only (reverse-air) | Included in KIT 2445 | 1 | A-3261-R-1084 |
| | | Bolt-on style, serviced as assembly only | | | A-3261-L-350 |
| | | Screw-in style, serviced as assembly only | | | KIT 2825 |
| 29A | Snap ring | Bolt-on style, Navistar only | Included in KIT 2445 | 1 | 1229-P-4280 |
| 29B | Spring - shift | (reverse-air) | | 1 | 2258-E-1175 |

1 5-X-1034 is used in pump groove. 5-X-1343 is used in input cage.

2 Must change input yoke to 2.35"-46 spline. See Service Kit section for Bill of Material details.

FORWARD CARRIERS OF TANDEM AXLES

| ITEM | DESCRIPTION | REMARKS | CARRIER | QTY | PART NUMBER | |
|--|--|--|---|--|------------------------|-----------|
| 29C | Gasket - shift assembly | Bolt-on style, Navistar only (reverse-air) | Included in KIT 2445 | 1 | 2208-R-1058 | |
| 29D | Cover - shift assembly | | | 1 | 3266-Q-1161 | |
| 29E | Washer - shift assembly capscrew | | | 6 | MWA-506 | |
| 29F | Capscrew - shift assembly short | | | 2 | 41-X-1080 | |
| 29G | Capscrew - shift assembly to carrier | | | 4 | MS-206060-1 | |
| 29H | O-ring | | | 1 | 5-X-1196 | |
| 29J | O-ring | | | 1 | 5-X-1197 | |
| 29K | O-ring | | | 1 | 5-X-1195 | |
| 29L | Housing - shift | | | 1 | 3261-R-1084 | |
| 29M | Piston - shift assembly | | | 1 | 2230-D-1096 | |
| 29N | Snap ring | | | 1 | 1229-W-1245 | |
| 30 | Capscrew - air shift assembly | | | 1624, 1645, 1662, 1677 | 1 | 41-X-1209 |
| 31, 56, 57 | Diff. carrier and cap Assy. Kit incl. carrier and cap Assy. and screw-in IAD shifter. Main diff. lock components included where applicable | | | With pump and thrust screw, w/o main diff. lock. Bolt-on reverse IAD shifter | 3200-P-1914 | 1 |
| | | With pump, diff. lock and bolt-on IAD shifter | All 1624 except Navistar (Reverse-shift) | | KIT 2705 | |
| | | With pump, main diff. lock and thrust screw. Bolt-on | 3200-T-1918 | | A2-3200-T-1918 | |
| | | With pump, w/o diff. lock with bolt-on IAD shifter | All 1662 except Navistar (Reverse-shift) | | KIT 2707 ¹⁸ | |
| | | With pump, w/o diff. lock with screw-in and IAD shifter, with thrust screw | 3200-D-1876, 3200-J-1986 | | A2-3200-J-1986 | |
| | | With pump, w/o diff. lock, with bolt-on IAD shifter and thrust screw | 3200-X-1662 (Reverse-shift only) | | A2-3200-X-1662 | |
| | | With pump, w/o diff. lock, with screw-in IAD shifter | 3200-V-1816, 3200-H-1984 | | A2-3200-H-1984 | |
| | | With pump, w/o diff. lock, with screw-in IAD shifter, for use with internal ABS sensor | 3200-G-1853 | | A2-3200-G-1853 | |
| | | With pump, with bolt-on diff. lock and IAD shifter, with thrust screw | 3200-L-1624, 3200-D-1902 (Reverse-shift only) | | A2-3200-D-1902 | |
| | | | 3200-M-1677, 3200-E-1903 (Reverse-shift only) | | A2-3200-E-1903 | |
| | | With pump, with screw-in diff. lock and IAD shifter | 3200-W-1817, 3200-P-1888, 3200-K-1987 | | A2-3200-K-1987 | |
| | | | 3200-E-1877, 3200-H-1906, 3200-L-1988 | | A2-3200-L-1988 | |
| | | Without pump and main diff. lock, Aluminum carrier | 3200-N-1860, 3200-C-1979 | | A2-3200-C-1979 | |
| | | Without pump and main diff. lock, Aluminum carrier (for ABS) | 3200-S-1917 (Reverse-shift only) | | A2-3200-S-1917 | |
| | | Without pump or diff. lock for use with internal ABS sensor, screw-in IAD shifter | 3200-F-1852 | | A2-3200-F-1852 | |
| | | Without pump or diff. lock, for use with bolt-on IAD shifter and thrust screw | 3200-G-1645 (Reverse-shift only) | | A2-3200-G-1645 | |
| | | Without pump or diff. lock, with bolt-on IAD shifter | All 1645 except Navistar (Reverse-shift) | | KIT 2706 | |
| | | Without pump or diff. lock, with screw-in IAD shifter | 3200-T-1814, 3200-B-1978 | | A2-3200-B-1978 | |
| | | Without pump or diff. lock, with screw-in IAD shifter and thrust screw | 3200-B-1874, 3200-D-1980 | | A2-3200-D-1980 | |
| | | Without pump, with diff. lock and bolt-on IAD shifter | All 1677 except Navistar (Reverse-shift) | | KIT 2704 | |
| Without pump, with screw-in diff. lock and IAD shifter | 3200-U-1815, 3200-R-1890, 3200-E-1981 | | A2-3200-E-1981 | | | |
| | 3200-C-1875, 3200-G-1905, 3200-F-1982 | | A2-3200-F-1982 | | | |

18 For replacement information, contact Information Services at 888-725-9355.

FORWARD CARRIERS OF TANDEM AXLES

| ITEM | DESCRIPTION | REMARKS | CARRIER | QTY | PART NUMBER | |
|------------------|--|--|--|---------------|--------------------------|-------------|
| 32 | Jam nut | | | 1 | 40-X-1016 | |
| 34 | Thrust screw | | | 1 | 41-X-1371 | |
| 35, 44, 45 | Drive gear, pinion and nut assembly | 2.64 Ratio | Some models may not be available in all ratios | Use 1 as req. | B-41718-1 ¹ | |
| | | 2.79 Ratio | | | A-41676-1 ² | |
| | | 2.93 Ratio | | | A-41104-1 | |
| | | 3.07 Ratio | | | A-41508-1 | |
| | | 3.21 Ratio | | | A-41510-1 | |
| | | 3.42 Ratio | | | B-41276-1 | |
| | | 3.58 Ratio | | | B-41512-1 | |
| | | 3.73 Ratio | | | B-41514-1 | |
| | | 3.90 Ratio | | | B-41678-1 ³ | |
| | | 4.11 Ratio | | | B-41680-1 ⁴ | |
| | | 4.33 Ratio | | | B-41278-1 | |
| | | 4.56 Ratio | | | B-41562-1 | |
| | | 4.63 Ratio | | | B-41280-1 | |
| | | 4.88 Ratio | | | B-41282-1 | |
| | | 5.29 Ratio | | | B-41284-1 | |
| | | 5.86 Ratio | | | B-41466-1 | |
| | | 6.14 Ratio | | | A-41468-1 | |
| 6.43 Ratio | A-41470-1 | | | | | |
| 6.83 Ratio | A-41472-1 | | | | | |
| 7.17 Ratio | A-41474-1 | | | | | |
| 3.36 Ratio | B-42214-1 | Amboid gearing to be used only if there is a rear/rear Amboid carrier. | | | | |
| 3.55 Ratio | B-42216-1 | | | | | |
| 3.70 Ratio | B-42218-1 | | | | | |
| 36 | Cone - drive pinion inner bearing | | All | 1 | H715334 | |
| 37 | Cup - drive pinion inner bearing | | All | 1 | H715311 | |
| 38 | Shim - pinion inner bearing cup | .075mm/.003 inch | Included in KIT 1647 and KIT 2429 | Use as req. | 2203-F-2788 | |
| | | .125mm/.005 inch | | | 2203-G-2789 | |
| | | .250mm/.010 inch | | | 2203-H-2790 | |
| 39 | Spacer - pinion bearing inner | | All | 1 | 1244-V-1764 | |
| 40 | Gear - helical driven | | All | 1 | 3892-N-4902 | |
| 41 | Spacer - pinion bearing (variable thickness) | 5.30mm/.209 inch | Included in KIT 2396 | All | Use 2 as req. | 2203-D-9806 |
| | | 5.33mm/.210 inch | | | | 2203-E-9807 |
| | | 5.35mm/.211 inch | | | | 2203-F-9808 |
| | | 5.38mm/.212 inch | | | | 2203-G-9809 |
| | | 5.40mm/.213 inch | | | | 2203-H-9810 |
| | | 5.50mm/.217 inch | | | | 2203-J-9812 |
| | | 5.60mm/.220 inch | | | | 2203-K-9813 |
| | | 5.70mm/.224 inch | | | | 2203-L-9814 |
| | | 5.80mm/.228 inch | | | | 2203-M-9815 |
| | | 5.90mm/.232 inch | | | | 2203-N-9816 |
| | | 6.00mm/.236 inch | | | | 2203-P-9818 |
| | | 6.10mm/.240 inch | | | | 2203-Q-9819 |
| | | 6.13mm/.241 inch | | | | 2203-R-9820 |
| | | 6.15mm/.242 inch | | | | 2203-S-9821 |
| | | 6.18mm/.243 inch | | | | 2203-T-9822 |
| 6.20mm/.244 inch | 2203-U-9823 | | | | | |
| 42 | Cup - drive pinion outer bearing | | All | 1 | 72487 | |
| 43 | Cone - drive pinion outer bearing | | All | 1 | 72212C | |
| 44 | Washer - drive pinion nut | Use with 40-X-1145 | 145 series only | 1 | 1229-G-4063 ⁵ | |
| | | Use with 40-X-1233 | 140, 144, 145 series only | | 1229-W-4521 ⁷ | |
| 45 | Nut - drive pinion | M45x1.5-6H thd. | 140, 144, 145 series only | 1 | 40-X-1233 ⁷ | |
| | | M50x2-6H thd. | 145 series only | | 40-X-1145 ⁵ | |
| 46 | Cover - drive pinion | | All | 1 | 3266-C-1095 | |
| 47 | Washer - drive pinion cover | | All | 5 | 1229-K-1597 | |
| 48 | Capscrew - drive pinion cover | | All except aluminum | 5 | MS-210020-1 | |
| | | | Aluminum only | | MS-210030-1 | |
| 49 | Adjusting ring - diff. bearing | L.H. | All with diff. lock | 1 | 2214-Y-1039 | |
| | | L.H. and R.H. | All without diff. lock | | 2 | 2214-C-1095 |
| | | R.H. | All with diff. lock | | 1 | 2214-C-1095 |
| 50 | Cup - diff. bearing | L.H. | All with diff. lock | 1 | 1228-L-1130 | |
| | | L.H. and R.H. | All without diff. lock | | 2 | JM-716610 |
| | | R.H. | All with diff. lock | | 1 | JM-716610 |

1 Not available in the aluminum carrier.

3 Replaces B-41516-1 (3.91 ratio)

5 Used in special 145 applications only.

7 Included in KIT 2638.

2 Replaces A-39908-3 (2.80 ratio)

4 Replaces B-41518-1 (4.10 ratio)

6 2.10"-41 spline

FORWARD CARRIERS OF TANDEM AXLES

| ITEM | DESCRIPTION | REMARKS | CARRIER | QTY | PART NUMBER |
|---|--|---|------------------------|---------------|------------------------------|
| 51 | Cone - diff. bearing | L.H. | All with diff. lock | 1 | A-1228-L-1130 |
| | | L.H. and R.H. | All without diff. lock | 2 | JM-716649 |
| | | R.H. | All with diff. lock | 1 | JM-716649 |
| 52 | Capscrew - main diff. case | Included in KIT 2819 | All | 16 | 41-X-1327 |
| 53 | Washer - main diff. case | | All | 16 | 1229-D-4632 |
| 54, 52, 53 | Case assy. standard - main diff. | Ratios 2.64, 2.79, 2.93 | With diff. lock | Use 1 as req. | A2-3235-V-1920 |
| | | Ratios 3.07, 3.21, 3.36 | Without diff. lock | | A8-3235-V-1920 |
| | | | With diff. lock | | A2-3235-S-1839 |
| | | Ratios 3.42, 3.55, 3.58, 3.70, 3.73, 3.90, 4.11 (All except RT44145 tandem) | Without diff. lock | | A8-3235-S-1839 |
| | | | With diff. lock | | A2-3235-U-1841 |
| | | Ratios 3.42, 3.58, 3.73, 3.90, 4.11 (RT44145 tandem only) | Without diff. lock | | A8-3235-U-1841 |
| | | | With diff. lock | | KIT 2664 |
| | | Ratios 4.30, 4.56, 4.63, 4.88, 5.29, 5.86, 6.14, 6.43, 6.83, 7.17 (RT44145 tandem only) | Without diff. lock | | KIT 2665 |
| | | | With diff. lock | | KIT 2648 |
| | | Ratios 4.30, 4.56, 4.63, 4.88, 5.29, 5.86, 6.14, 6.43, 6.83, 7.17 (Except RT44145 tandem) | Without diff. lock | | KIT 2647 |
| With diff. lock | A2-3235-W-1843 | | | | |
| 54, 52, 53, 204, 205, 206 | Case assy. with ABS tubes - main diff. | Ratios 3.07, 3.21 | | Use 1 as req. | A2-3235-M-2171 ⁵ |
| | | Ratios 3.42, 3.58, 3.73, 3.90, 4.11 (All except RT44145 tandem) | | | A3-3235-M-2171 ⁶ |
| | | | | | A2-3235-L-2170 ⁹ |
| | | Ratios 4.30, 4.56, 4.63, 4.88, 5.29, 5.86, 6.14, 6.43, 6.83, 7.17 (Except RT44145 tandem) | | | A3-3235-L-2170 ⁶ |
| | | | | | A3-3235-J-2168 ⁶ |
| | | A2-3235-J-2168 ⁵ | | | |
| 54, 52, 53, 59, 60, 62, 63 | Case & nest assy. standard - main diff. | Ratios 2.64, 2.79, 2.93 | With diff. lock | Use 1 as req. | A3-3235-V-1920 ⁶ |
| | | | Without diff. lock | | A9-3235-V-1920 ⁶ |
| | | Ratios 3.07, 3.21, 3.36 | With diff. lock | | A10-3235-V-1920 ⁵ |
| | | | Without diff. lock | | A3-3235-S-1839 ⁹ |
| | | Ratios 3.42, 3.55, 3.58, 3.70, 3.73, 3.90, 4.11 (All except RT44145 tandem) | | | A10-3235-S-1839 ⁵ |
| | | | With diff. lock | | A9-3235-S-1839 ⁶ |
| | | Ratios 3.42, 3.58, 3.73, 3.90, 4.11 (RT44145 tandem only) | Without diff. lock | | A3-3235-U-1841 ⁶ |
| | | | With diff. lock | | A10-3235-U-1841 ⁵ |
| | | Ratios 4.30, 4.56, 4.63, 4.88, 5.29, 5.86, 6.14, 6.43, 6.83, 7.17 (All except RT44145 tandem) | Without diff. lock | | A9-3235-U-1841 ⁶ |
| | | | With diff. lock | | A11-3235-D-2188 ⁶ |
| | | Ratios 4.30, 4.56, 4.63, 4.88, 5.29, 5.86, 6.14, 6.43, 6.83, 7.17 (RT44145 tandem only) | Without diff. lock | | A10-3235-D-2188 ⁶ |
| | | | With diff. lock | | A3-3235-W-1843 ⁶ |
| | | | Without diff. lock | | A10-3235-W-1843 ⁵ |
| | With diff. lock | A9-3235-W-1843 ⁶ | | | |
| | Without diff. lock | A11-3235-T-2152 ⁶ | | | |
| | With diff. lock | A10-3235-T-2152 ⁶ | | | |
| 54, 52, 53, 59, 60, 62, 63, 204, 205, 206 | Case & nest assy. with ABS tubes - main diff. | Ratios 3.07, 3.21 | | Use 1 as req. | A4-3235-M-2171 ⁵ |
| | | Ratios 3.42, 3.58, 3.73, 3.90, 4.11 (All except RT44145 tandem) | | | A5-3235-M-2171 ⁶ |
| | | | | | A5-3235-L-2170 ⁶ |
| | | Ratios 4.30, 4.56, 4.63, 4.88, 5.29, 5.86, 6.14, 6.43, 6.83, 7.17 (All except RT44145 tandem) | | | A4-3235-L-2170 ⁵ |
| | | | | | A5-3235-J-2168 ⁶ |
| | | A4-3235-J-2168 ⁵ | | | |
| 54, 52, 53, 63A | Case & nest assy. with NoSPIN diff. - main diff. | Ratios 2.64, 2.79, 2.93 | | Use 1 as req. | A11-3235-V-1920 ⁶ |
| | | Ratios 3.07, 3.21 | | | A12-3235-V-1920 ⁵ |
| | | | | | A12-3235-S-1839 ⁵ |
| | | Ratios 3.42, 3.58, 3.73, 3.90, 4.11 (All except RT44145 tandem) | | | A11-3235-S-1839 ⁶ |
| | | | With diff. lock | | A11-3235-U-1841 ⁶ |
| | | Ratios 3.42, 3.58, 3.73, 3.90, 4.11 (RT44145 tandem only) | Without diff. lock | | A12-3235-U-1841 ⁹ |
| | | | With diff. lock | | A4-3235-D-2188 ⁶ |
| | | Ratios 4.30, 4.56, 4.63, 4.88, 5.29, 5.86, 6.14, 6.43, 6.83, 7.17 (All except RT44145 tandem) | Without diff. lock | | A12-3235-W-1843 ⁵ |
| With diff. lock | A11-3235-W-1843 ⁶ | | | | |

5 2.00"-39 spline
9 2.00"-39 spline. No longer available.

6 2.10"-41 spline

FORWARD CARRIERS OF TANDEM AXLES

| ITEM | DESCRIPTION | REMARKS | CARRIER | QTY | PART NUMBER |
|------------------------|---|---|---|---------------|--|
| 54, 52, 53, 63A (Cont) | Case & nest assy. with NoSPIN diff. - main diff. | Ratios 4.30, 4.56, 4.63, 4.88, 5.29, 5.86, 6.14, 6.43, 6.83, 7.17 (RT44145 tandem only) | | Use 1 as req. | A4-3235-T-2152 ⁵ |
| 55 | Bolt - gear to case | Included in KIT 2317 | | 12 | 41-X-1216 |
| 55A | Rivet - gear to diff. case | For service, rivets can be replaced with KIT 2317 | | 12 | RV-71016 |
| 56 | Washer - diff. bearing cap | | All | 4 | 42-X-1021 |
| 57 | Capscrew - diff. bearing cap | | All except aluminum | 4 | MS-220120-1 |
| | | | Aluminum only | | 41-X-1365 |
| 58 | Pin - adjusting ring lock | L.H. | All with diff. lock | 1 | 1246-P-1134 |
| | | L.H. and R.H. | All without diff. lock | 2 | 1199-R-2176 |
| | | R.H. | All with diff. lock | 1 | 1199-R-2176 |
| 59 | Thrust washer - side gear (Items 59-63 are not used in NoSPIN models. See Item 63A) | | All after 11/93 | 2 | 1229-V-4624 |
| | | | All prior to 11/93 | | 1229-X-4522 |
| 60 | Side gear - differential (Items 59-63 are not used in NoSPIN models. See Item 63A) | Included in KIT 2310 | All 40,000 lb. tandems after 11/93 | 2 | 2234-U-1269 ⁶ |
| | | Included in KIT 2389 | All 34,000 lb. tandems after 11/93 | | 2234-V-1270 ⁵ |
| | | Included in KIT 2696 | RT44145 tandems after 11/93 | | 2234-X-1272 ⁶ |
| | | | All 40,000 lb. tandems prior to 11/93 | | KIT 2759 ⁶ |
| | | | All 34,000 lb. tandems prior to 11/93 | | KIT 2758 ⁵ |
| | | | RT44145 tandems prior to 12/92 | | KIT 2696 ⁶ |
| | | | RT44145 tandems from 1/93 to 11/93 | | KIT 2760 ⁶ |
| 61 | Spider - differential (cross) (Items 59-63 are not used in NoSPIN models. See Item 63A) | Included in KIT 2696 | All exc 44,000 lb. tandems 44,000 lb. tandems only | 1 | 3278-S-305 3278-Y-1117F |
| 62 | Gear - differential pinion (Items 59-63 are not used in NoSPIN models. See Item 63A) | | All axles except RT44145 tandems produced after 1/93 RT44145 tandems produced after 1/93 | 4 | 2233-J-1024 2233-X-1116 |
| 63 | Thrust washer - diff. pinion (Items 59-63 are not used in NoSPIN models. See Item 63A) | | | 4 | 1229-R-1032 |
| 63A | NoSPIN diff. nest | Serviced as assembly only. Replaces items 59-63. | All 34,000 lb. capacity tandems All 40,000 & 44,000 lb. capacity tandems | 1 | A-3230-U-1035 ⁵ A-3230-T-1034 ⁶ |
| 64 | Washer - gear to diff. case | Included in KIT 2317 | All | 12 | 1229-U-1503 |
| 65 | Nut - gear to diff. case | | All | 12 | 40-X-1182 |

Note: The following parts are used only on forward carriers with main differential lock.

| | | | | | |
|-----|--|----------------------------|--------------------|---|-------------|
| 66 | Sensor/switch - main diff. lock | Included in KIT 4455 | | 1 | 3237-W-1167 |
| 66A | Clip - sensor/switch | | | 1 | 2257-M-1235 |
| 66B | Plug - DCDL switchport (non shown) | Non-DCDL applications only | | | 41-X-1022 |
| 67 | Lock nut - sensor/switch | | All prior to 11/93 | 1 | 1227-P-1056 |
| 68 | Spring - main diff. lock | | All after 11/93 | 1 | 2258-N-1262 |
| | | | All prior to 11/93 | | 2258-L-714 |
| 69 | Roll pin - spring retaining | | | 1 | 43-X-1006 |
| 70 | Shift shaft - main diff. lock | Not Threaded for fork | All after 11/93 | 1 | KIT 2824 |
| | | Threaded for fork | All prior to 11/93 | | 2244-L-1026 |
| 71 | Piston - main diff. lock | | All after 11/93 | 1 | 2230-T-1190 |
| | | | All prior to 11/93 | | 2230-N-170 |
| 72 | O-ring piston | | All after 11/93 | 1 | 5-X-1198 |
| | | | All prior to 11/93 | | 5-X-1153 |
| 73 | Tube - air cylinder | | All prior to 11/93 | 1 | 3196-F-32 |
| 73A | Air cylinder assembly - screw-in | | All after 11/93 | 1 | 3261-A-1067 |
| 73B | Plug - screw-in DCDL cylinder hole (not shown) | Non-DCDL applications only | | | 1250-U-1217 |
| 74 | Gasket - air cylinder cover | | | 1 | 2208-H-944 |
| 75 | Capscrew - manual engaging | | All prior to 11/93 | 1 | 41-X-1333 |
| | | | All after 11/93 | | 41-X-1368 |
| 75A | O-ring - manual engaging capscrew | | | 1 | 5-X-521 |
| 76 | Cover - air cylinder | | Prior to 11/93 | 1 | 3266-F-1020 |
| 77 | Plug - air cylinder cover | | Prior to 11/93 | 1 | MS-210016-1 |

5 2.00"-39 spline

6 2.10"-41 spline

FORWARD CARRIERS OF TANDEM AXLES

| ITEM | DESCRIPTION | REMARKS | CARRIER | QTY | PART NUMBER |
|------|-------------------------------|--------------------|--------------------|-----|---------------------------|
| 78 | Gasket - plug | | Prior to 11/93 | 1 | 2208-L-1000 |
| 79 | Capscrew - air cylinder cover | | | 4 | 41-X-1364 |
| 80 | Washer - air cylinder cover | | | 4 | MWA-506 |
| 81 | Clutch collar | | | 1 | 3107-D-1018 |
| 82 | Shift fork | Not threaded | All after 11/93 | 1 | 3296-Z-1170 |
| | | Threaded | All prior to 11/93 | | 3296-W-1167 ¹⁰ |
| 83 | Pin - shift fork | Old 3 piece design | | 2 | 43-X-1007 |

Note: The following parts are used only on forward carriers with oil pump.

| | | | | | |
|----|-------------------------------------|-------------------------------|--|---|---------------------------|
| 84 | Shield - filter | | | 1 | 3280-Z-8398 |
| 85 | Plug - oil pressure relief valve | No longer required as of 5/97 | | 1 | 1250-N-1080 ¹¹ |
| 86 | Washer - plug | | | 1 | 1229-F-4062 |
| 87 | Spring - oil pressure relief valve | | | 1 | 2258-Z-1118 |
| 88 | Pressure relief valve - oil | | | 1 | 2297-U-5273 |
| 89 | Input cage to oil pump dowels | No longer used | | 2 | 1246-M-1131 |
| 90 | O-ring, oil pump | | | 1 | 5-X-1034 |
| 91 | Oil pump assembly | Serviced as assembly only | Pump driven off flats on input shaft | 1 | KIT 2835 ² |
| | | | Pump driven off splines on input shaft | | A-3303-P-1030 |
| 92 | Washer - oil pump | | | 6 | 1229-E-1669 |
| 93 | Capscrew - oil pump | | | 6 | MS-208045-1 |
| 94 | Oil filter | | | 1 | 3280-V-8394 |
| 95 | Adapter - oil filter | | | 1 | 2297-Z-5278 |
| 96 | Screen and plumb assy. - oil filter | | | 1 | A-2297-D-5334 |

Note: The following parts are used only on forward carriers with internally mounted anti-lock brake system sensors.

| | | | | | |
|-----|--------------------------|-----------|--------------|---|-----------------|
| 200 | Wave washer | | | 2 | 2258-U-1243 |
| 201 | Snap ring | | | 2 | 1229-U-4519 |
| 202 | Snap ring | | | 2 | 1229-B-4422 |
| 203 | Sensor assembly | | | 2 | SA1-3280-U-8861 |
| 204 | Sensor drive tube | 39 Spline | Use KIT 2511 | 2 | 3216-S-4361 |
| | | 41 Spline | Use KIT 2512 | | 3216-Q-4359 |
| 205 | Washer tube spacing | | | 2 | 42-X-1248 |
| 206 | Snap ring tube retaining | | | 2 | 1229-H-4428 |

2 Must change input yoke to 2.35"-46 spline.

10 Replaced old three piece design (3296-N-1080)

11 Pressure relief plug eliminated. The relief valve and spring are now sandwiched between the pump and input cage before the pump is assembled to the cage.

CHART 2

CARRIERS FOR SINGLE AXLES AND REARS OF TANDEM AXLES

(Use with Figure 2, Inside Front Cover)

| VISUAL IDENTIFICATION OF REAR CARRIERS | | |
|--|---|---|
| <p style="text-align: center;">NO BULGE</p>  <p style="text-align: center;">REAR CARRIERS WITHOUT DIFF. LOCK</p> <p style="text-align: center;">3200-Q-1785 3200-C-1849 3200-E-1851 3200-S-1865 3200-A-1873 3200-Z-1924</p> | <p style="text-align: center;">BULGE</p>  <p style="text-align: center;">BEARING CAGE RIBS ON SOME MODELS</p> <p style="text-align: center;">REAR CARRIER WITHOUT DIFF. LOCK</p> <p style="text-align: center;">3200-M-1547</p> | <p style="text-align: center;">RIBS</p>  <p style="text-align: center;">DIFF. LOCK</p> <p style="text-align: center;">REAR CARRIER WITH DIFF. LOCK</p> <p style="text-align: center;">3200-M-1547</p> |
| <p style="text-align: center;">DIFF. LOCK</p>  <p style="text-align: center;">REAR CARRIERS WITH DIFF. LOCK</p> <p style="text-align: center;">3200-X-1558 3200-C-1849 3200-E-1851 3200-S-1865 3200-A-1873</p> | <p style="text-align: center;">BULGE</p>  <p style="text-align: center;">BEARING CAGE RIBS ON SOME MODELS</p> <p style="text-align: center;">REAR CARRIER WITHOUT DIFF. LOCK</p> <p style="text-align: center;">3200-L-1676 3200-M-1885</p> | <p style="text-align: center;">RIBS</p>  <p style="text-align: center;">NO DIFF. LOCK</p> <p style="text-align: center;">REAR CARRIER WITHOUT DIFF. LOCK</p> <p style="text-align: center;">3200-R-1500</p> |

THE FOLLOWING CARRIERS ARE EQUIPPED WITH A THRUST SCREW:

3200-Z-1872, 3200-A-1873, 3200-F-1904, 3200-Z-1924

THE FOLLOWING CARRIERS ARE MACHINED FOR INTERNAL ABS SENSORS:

3200-D-1850, 3200E-1851, 3200-Z-1924

3200-W-2051 CARRIER (not pictured) IS EQUIPPED WITH A THRUST SCREW,
HAS INTEGRAL PINION BEARING CAGE AND IS NOT AVAILABLE WITH DIFF. LOCK.

CARRIERS FOR SINGLE AXLES AND REARS OF TANDEM AXLES

| ITEM | DESCRIPTION | REMARKS | CARRIER | QTY | PART NUMBER |
|-------------------|-----------------------------------|--|---|---------------|--|
| 97 | Nut - drive pinion | Included in KIT 2637 Included in KIT 2636 | All except RS17140 RS17140 only | 1 | 40-X-1237 ³ 40-X-1236 ² |
| 97A | Washer - drive pinion nut | Included in KIT 2637 Included in KIT 2636 | All except RS17140 RS17140 only | 1 | 1229-T-1736 1229-A-2653 |
| 100 | Oil seal - pinion bearing cage | | All except RS17140 RS17140 only | 1 | A1-1205-Z-2730 A-1205-D-1928 |
| 101 | Cone - drive pinion outer bearing | Amboid series | 3200-W-2051 All except RS17140 and 3200-W-2051 RS17140 only | 1 | 72225C 55206C M804049 |
| 102 | Cup - drive pinion outer bearing | Amboid series | 3200-W-2051 All except RS17140 and 3200-W-2051 RS17140 | 1 | 72487 55437 M804010 |
| 103 | Capscrew - input bearing cage | | All except aluminum Aluminum only | 8 | MS-212045-1 41-X-1043 |
| 104 | Washer - input bearing cage | | All | 8 | 1229-C-1511 |
| 105, 102, 108 | Pinion bearing cage and cup assy. | 3200-Q-1785, 3200-C-1849, 3200-E-1851, 3200-S-1865, 3200-A-1873, 3200-Z-1924 3200-R-1500, 3200-X-1558, 3200-L-1676, 3200-M-1885, 3200-Z-1872, 3200-G-1879, 3200-F-1904 | RR17144, RR19144, RR17145, RR19145, RR20140, RR20145, RR22145 RS17140 | 1 | A-3226-N-1236 A-3226-M-1053 ⁹ A-3226-P-1056 |
| 106 | Shim - pinion bearing cage | .076mm/.003 inch | 3200-W-2051 | Use as req. | 2203-F-2788 |
| .127mm/.005 inch | | Shim O.D. 5.19 inches | | | 2203-G-2789 |
| .254mm/.010 inch | | | Included in KIT 2313 / Shim O.D. 9.62 inches | | 2203-H-2790 |
| .075mm/.003 inch | | 2803-Q-2851 | | | |
| .125mm/.005 inch | | 2803-R-2852 | | | |
| .250mm/.010 inch | | 2803-S-2853 | | | |
| .500mm/.020 inch | | Included in KIT 1568 / Shim O.D. 8.50 inches | 2803-T-2854 | | |
| .075mm/.003 inch | | | 2203-C-8115 | | |
| .125mm/.005 inch | 2203-D-8116 | | | | |
| .250mm/.010 inch | 2203-E-8117 | | | | |
| .500mm/.020 inch | | 2203-B-9804 | | | |
| 107 | Spacer - pinion bearing | 9.40mm/.370 inch | 3200-W-2051 | Use 2 as req. | 1244-M-2431 |
| 9.43mm/.371 inch | | 1244-N-2432 | | | |
| 9.45mm/.372 inch | | 1244-P-2434 | | | |
| 9.48mm/.373 inch | | 1244-Q-2435 | | | |
| 9.50mm/.374 inch | | 1244-R-2436 | | | |
| 9.60mm/.378 inch | | 1244-S-2437 | | | |
| 9.70mm/.382 inch | | 1244-T-2438 | | | |
| 9.80mm/.386 inch | | 1244-U-2439 | | | |
| 9.90mm/.390 inch | | 1244-V-2440 | | | |
| 10.00mm/.394 inch | | 1244-W-2441 | | | |
| 10.10mm/.398 inch | | 1244-X-2442 | | | |
| 10.20mm/.402 inch | | 1244-Y-2443 | | | |
| 10.23mm/.403 inch | | 1244-Z-2444 | | | |
| 10.25mm/.404 inch | | 1244-A-2445 | | | |
| 10.28mm/.405 inch | | 1244-B-2446 | | | |
| 10.30mm/.406 inch | | 1244-C-2447 | | | |
| 8.75mm/.345 inch | | All except RS17140 and 3200-W-2051 | | | 2203-J-9474 |
| 8.78mm/.346 inch | | | | | 2203-K-9475 |
| 8.80mm/.347 inch | | | 2203-L-9476 | | |
| 8.83mm/.348 inch | | | 2203-M-9477 | | |
| 8.85mm/.349 inch | | | 2203-N-9478 | | |
| 8.98mm/.345 inch | | | 2203-P-9480 | | |
| 9.10mm/.358 inch | | | 2203-Q-9481 | | |
| 9.13mm/.359 inch | | | 2203-R-9482 | | |
| 9.15mm/.360 inch | | | 2203-S-9483 | | |
| 9.18mm/.361 inch | | | 2203-T-9484 | | |
| 9.20mm/.362 inch | | 2203-U-9485 | | | |

2 Order KIT 2636 to purchase nut and washer.

3 Order KIT 2637 to purchase nut and washer.

9 For carriers with Telma Retarders or parking brakes call specifications for different cage, (888) 725-9355.

CARRIERS FOR SINGLE AXLES AND REARS OF TANDEM AXLES

| ITEM | DESCRIPTION | REMARKS | CARRIER | QTY | PART NUMBER | |
|--|--|---|---|-------------------------|----------------|-------------|
| 107 (Cont) | Spacer - pinion bearing | 8.35mm/.329 inch | Included in KIT 2321 | RS17140 only | Use 2 as req. | 2203-V-9486 |
| | | 8.38mm/.330 inch | | | | 2203-W-9487 |
| | | 8.40mm/.331 inch | | | | 2203-X-9488 |
| | | 8.43mm/.332 inch | | | | 2203-Y-9489 |
| | | 8.45mm/.333 inch | | | | 2203-Z-9490 |
| | | 8.58mm/.338 inch | | | | 2203-A-9491 |
| | | 8.70mm/.343 inch | | | | 2203-B-9492 |
| | | 8.73mm/.344 inch | | | | 2203-C-9493 |
| | | 8.75mm/.345 inch | | | | 2203-D-9494 |
| | | 8.78mm/.346 inch | | | | 2203-E-9495 |
| 8.80mm/.347 inch | 2203-F-9496 | | | | | |
| 107A | Spacer - pinion bearing | | 3200-W-2051 only | 1 | 1244-F-2346 | |
| 108 | Cup - drive pinion inner bearing | Amboid series | 3200-W-2051 | 1 | H715311 | |
| | | | All except RS17140 and 3200-W-2051 | | 72487 | |
| | | | RS17140 only | | 55437 | |
| 109 | Cone - drive pinion inner bearing | Amboid series | 3200-W-2051 | 1 | H715334 | |
| | | | All except RS17140 and 3200-W-2051 | | 72212C | |
| | | | RS17140 only | | 55200C | |
| 110, 97, 97A | Drive gear, pinion and nut assy | Input spline size 2.00" dia. - 39 splines. Original small pitch dia. ring gear. New style will not fit in this carrier. | 3200-Q-1785 | Use 1 as req. | B-41530-1 | |
| | | | | | B-41532-1 | |
| | | | | | B-41534-1 | |
| | | | | | B-41536-1 | |
| | | | | | B-41538-1 | |
| | | | | | Use 4.33 Ratio | |
| | | | | | B-41540-1 | |
| | | | | | B-41542-1 | |
| | | | | | B-41544-1 | |
| | | | | | B-41546-1 | |
| | | | | | B-41548-1 | |
| | | | | | B-41550-1 | |
| | | | | | B-41552-1 | |
| | | | | | B-41554-1 | |
| | | | | | B-41556-1 | |
| | | | | | B-41558-1 | |
| | | B-41560-1 ¹⁸ | | | | |
| | | Input spline size 2.00" dia. - 39 splines. New larger pitch diameter gearing. | 3200-R-1500, 3200-X-1558, 3200-L-1676, 3200-M-1885, 3200-Z-1872, 3200-G-1879, 3200-F-1904 | B-41716-1 ¹¹ | | |
| | | | A-41682-1 ¹¹ | | | |
| | | | A-41158-1 | | | |
| | | | A-41494-1 | | | |
| | | | A-41496-1 | | | |
| | | | B-42120-1 | | | |
| | | | A-42172-1 | | | |
| | | Input spline size 2.00" dia. - 39 splines. Amboid series axles. | 3200-W-2051 | A-42200-1 | | |
| | | | A-42202-1 | | | |
| | | | A-42204-1 | | | |
| | | | B-42206-1 | | | |
| | | | B-42180-1 ¹⁶ | | | |
| | | | A-42128-1 | | | |
| | | | B-41164-1 | | | |
| | | | B-41498-1 | | | |
| | | | A-41842-1 ¹² | | | |
| B-41500-1 | | | | | | |
| Input spline size 2.00" dia. - 39 splines. New larger pitch diameter gearing. For 4.56 ratio use B-41542-1 | All except RS16140, RS17140, 3200-Q-1785 and 3200-W-2051 carriers. | B-41684-1 ¹³ | | | | |
| | A-41830-1 ¹² | | | | | |
| | A-41802-1 ¹² | | | | | |
| | B-41686-1 ¹⁴ | | | | | |
| | B-41266-1 | | | | | |
| | A-41654-1 ¹⁵ | | | | | |
| | B-41268-1 | | | | | |
| | A-41672-1 ¹² | | | | | |
| | B-41270-1 | | | | | |
| | A-41714-1 ¹² | | | | | |

1 Not available in the aluminum carrier.

12 Coach quality gearing

14 Replaces B-41504-1 (4.10 ratio)

16 No longer available.

11 Replaces A-39910-1 (2.80 ratio)

13 Replaces B-41502-1 (3.91 ratio)

15 Coach quality gearing. 4.33 coach quality uses diff. case for 3.42 - 4.11.

18 For replacement information, contact Information Services at 888-725-9355.

CARRIERS FOR SINGLE AXLES AND REARS OF TANDEM AXLES

| ITEM | DESCRIPTION | REMARKS | CARRIER | QTY | PART NUMBER | | |
|---------------------------|-------------------------------------|---|--|---------------|-------------------------|--|-----------|
| 110, 97, 97A (Cont) | Drive gear, pinion and nut assy | 5.13 Ratio | All except RS16140, RS17140, 3200-Q-1785 and 3200-W-2051 carriers. | Use 1 as req. | A-41652-1 ¹² | | |
| | | 5.29 Ratio | | | A-41272-1 | | |
| | | 5.57 Ratio | | | A-42272-1 ¹² | | |
| | | 5.86 Ratio | | | B-41274-1 | | |
| | | 6.14 Ratio | | | A-41304-1 | | |
| | | 6.43 Ratio | | | A-42086-1 ¹² | | |
| | | 6.83 Ratio | | | A-42464-1 ¹² | | |
| | | 7.17 Ratio | | | B-41456-1 | | |
| | | 3.42 Ratio | | | RS16140, RS17140 | Input spline size 1.75" dia. - 34 splines. | A-41458-1 |
| | | 3.58 Ratio | | | | | A-41460-1 |
| | | 3.73 Ratio | A-41462-1 | | | | |
| | | 3.90 Ratio | B-43426-1 | | | | |
| | | 4.11 Ratio | A-41164-3 | | | | |
| | | 4.33 Ratio | A-41498-3 ¹⁶ | | | | |
| | | 4.56 Ratio | A-41500-3 | | | | |
| | | 4.88 Ratio | A-41684-3 ¹⁷ | | | | |
| | | 5.13 Ratio | A-41686-3 ¹⁶ | | | | |
| | | 5.29 Ratio | A-41266-3 | | | | |
| | | 5.57 Ratio | B-41542-3 | | | | |
| | | 5.86 Ratio | A-41270-3 | | | | |
| 6.43 Ratio | A-41272-3 ¹⁶ | | | | | | |
| 6.83 Ratio | A-41274-3 ¹⁶ | | | | | | |
| 7.17 Ratio | A-41304-3 | | | | | | |
| 111 | Bearing - drive pinion spigot | | All | 1 | 1228-F-552 | | |
| 112 | Snap ring - drive pinion bearing | | All | 1 | 1229-A-1301 | | |
| 113, 114, 115 | Diff. carrier and cap assy. | Original design | 3200-R-1500 | 1 | A2-3200-R-1500 | | |
| | | Without main diff. lock | 3200-M-1547 (3.91 and 4.10 Ratios) | | KIT 2729 ¹⁸ | | |
| | | | All other ratios | | KIT 2730 | | |
| | | | 1676 (all ratios) | | A2-3200-L-1676 | | |
| | | | 1785, 1865 (3.42 - 7.17 ratios) | | A2-3200-S-1865 | | |
| | | With screw-in main diff. lock | 3200-G-1879 | | A2-3200-G-1879 | | |
| | | With screw-in main diff. lock and thrust screw | 1904 (all ratios) | | A2-3200-F-1904 | | |
| | | Without main diff. lock, with thrust screw | 1873 (3.42 - 7.17 ratios) | | A2-3200-A-1873 | | |
| | | Without main diff. lock, with internal ABS sensor | 1850 (3.07 & 3.21 ratios) | | A2-3200-D-1850 | | |
| | | | 1851 (3.42 - 7.17 ratios) | | A2-3200-E-1851 | | |
| | | Without main diff. lock, aluminum carrier | 3200-M-1885 (aluminum version of 1676 carrier) | | A2-3200-M-1885 | | |
| | | | 3200-C-1849 (aluminum version of 1865 carrier) | | A2-3200-C-1849 | | |
| | | Without main diff. lock, with thrust screw with internal ABS sensor | 3200-Z-1924 | | A2-3200-Z-1924 | | |
| Amboid series drive axles | 3200-W-2051 | A2-3200-W-2051 | | | | | |
| 113A | Thrust screw | Included in KIT 4766 | 3200-W-2051 | 1 | 10-X-1710 | | |
| | | | All except 3200-W-2051 | | 41-X-1371 | | |
| 113B | Jam nut – thrust screw | | | 1 | 40-X-1016 | | |
| 113C | Thrust block | Included in KIT 4766 | 3200-W-2051 only | 1 | 2297-P-8336 | | |
| 114 | Washer - differential bearing cap | | All | 4 | 42-X-1021 | | |
| 115 | Capscrew - differential bearing cap | | All except aluminum | 4 | MS-220120-1 | | |
| | | | Aluminum only | | 41-X-1365 | | |
| 116 | Adjusting ring | L.H. - small | 1547, 1558, 1879, 1904 | 1 | 2214-C-1095 | | |
| | | R.H. - small | | | 2214-Y-1039 | | |
| | | L.H. and R.H. | 3200-R-1500 | | 2 | 2214-L-272 | |
| | | | All except 1500, 1547, 1558 3200-E-1851 | | 2 | 2214-C-1095 2214-U-1139 | |
| 117 | Adjusting ring lock | L.H. and R.H. Diff. lock | 1547, 1676, 1785, 1865 | 1 | KIT 4284 | | |
| | | L.H. and R.H. Non diff lock | 1558, 1879, 1904 | | KIT 4284 | | |
| | | L.H. only | 3200-R-1500 | | 1199-R-2176 | | |
| | | R.H. see 132, 133 and 134 | | | | | |

12 Coach quality gearing
17 Replaces A-41502-3 (3.91 ratio)

16 No longer available.
18 For replacement information, contact Information Services at 888-725-9355.

CARRIERS FOR SINGLE AXLES AND REARS OF TANDEM AXLES

| ITEM | DESCRIPTION | REMARKS | CARRIER | QTY | PART NUMBER | |
|---|------------------------------------|--|------------------------------|---|------------------------------|-----------------------------|
| 118 | Cup - diff. ring | L.H. only | 1547, 1558, 1879, 1904 | 1 | JM-716610 | |
| | | R.H. only | | 1 | 1228-L-1130 | |
| | | L.H. and R.H. | 1676, 1785, 1865, 1873, 2051 | 2 | JM-716610 | |
| | | | | 3200-R-1500 | A1-1228-H-606 ¹⁰ | |
| 118A | Adhesive - diff. bearing cup | | | 1 | 2297-T-4180 | |
| 119 | Cone - diff. bearing | L.H. only | 1547, 1558, 1879, 1904 | 1 | JM-716649 | |
| | | R.H. only | | A-1228-L-1130 | | |
| | | L.H. and R.H. | 1676, 1785, 1865, 1873, 2051 | 2 | JM-716649 | |
| | | | | 3200-R-1500 | A1-1228-H-606 ¹⁰ | |
| 120 | Nut - gear to differential case | Included in KIT 2317 | All | 12 | 40-X-1182 | |
| 121 | Washer - gear to differential case | | | 12 | 1229-U-1503 | |
| 122 | Bolt - differential case to gear | | | 12 | 41-X-1216 | |
| 122A | Rivet - gear to differential | For service, rivets can be replaced with KIT 2317 | All | 12 | RV-71016 | |
| 123, 129, 130 | Case assy - main diff. | Ratios 2.64, 2.79, 2.93 | With diff. lock | 1558, 1879 | Use 1 as req. | A2-3235-V-1920 |
| | | | Without diff. lock | 1676, 1885, 2051 | | A8-3235-V-1920 |
| | | Ratios 3.07, 3.08, 3.21, 3.36 | With diff. lock | 1558, 1879 | A2-3235-S-1839 | |
| | | | Without diff. lock | A12-3200-R-1500 | A2-3235-Y-1741 ¹⁶ | |
| | | 3200-M-1547 except 1.85"-36 spline | | 1676, 1885, 2051 | A8-3235-S-1839 | |
| | | | | 3200-M-1547 except 1.85"-36 spline | A-3235-S-1839 | |
| | | Ratios 3.42, 3.55, 3.58, 3.70, 3.73, 3.90, 3.91, 4.10, 4.11 (Except 44,000 lb tandem axles) Note: 4.33 ratio for coach quality gearing also uses this std. diff. case. | With diff. lock | 1558, 1849, 1879, 1904 | A2-3235-U-1841 | |
| | | | Without diff. lock | A12-3200-R-1500 | A6-3235-C-1719 | |
| | | 3200-M-1547 except 1.85"-36 spline | | 3200-M-1547 except 1.85"-36 spline | A-3235-U-1841 | |
| | | | | RS16140, RS17140, 3200-M-1547 (1.85"-36 spline) | A-3235-N-1938 | |
| | | 3200-R-1500 | | 3200-R-1500 | A13-3235-C-1719 ⁶ | |
| | | | | 1676, 1785, 1865, 1885, 2051 | A8-3235-U-1841 | |
| | | Ratios 3.42, 3.58, 3.73, 3.90, 3.91, 4.10, 4.11 (44,000 lb tandem axles only) | With diff. lock | 1872 and 1904 | A2-3235-D-2188 | |
| | | | Without diff. lock | All others | KIT 2664 | |
| | | 1873 | | 1873 | A-3235-D-2188 | |
| | | | | All others | KIT 2665 | |
| | | Ratios 4.30, 4.33, 4.56, 4.63, 4.88, 5.13, 5.29, 5.57, 5.86, 6.14, 6.43, 6.83, 7.17 (Except 44,000 lb. tandem axles) Note: 4.33 ratio for coach quality gearing use diff. case for ratios 3.42-4.11 | With diff. lock | 1558, 1849, 1879, 1904 | A2-3235-W-1843 | |
| | | | Without diff. lock | A12-3235-R-1500 | A8-3235-E-1721 | |
| | | 3200-M-1547 except 1.85"-36 splines | | 3200-M-1547 except 1.85"-36 splines | A-3235-W-1843 | |
| | | | | RS16140, RS17140, 3200-M-1547 (1.85"-36 spline) | A-3235-Q-1941 | |
| 3200-R-1500 | | 3200-R-1500 | A15-3235-E-1721 ⁶ | | | |
| | | 1676, 1785, 1865, 1885 | A8-3235-W-1843 | | | |
| Ratios 4.30, 4.33, 4.56, 4.63, 4.88, 5.13, 5.29, 5.57, 5.86, 6.14, 6.43, 6.83, 7.17 (44,000 lb. tandem axles only) | With diff. lock | 1872, 1904 | KIT 2648 | | | |
| | Without diff. lock | 3200-A-1873 | KIT 2647 | | | |
| 123, 129, 130, 204, 205, 206 | Case assy. - main diff. | Ratios 2.64, 2.79, 2.93 | Without diff. lock | With ABS tubes | Use 1 as req. | A2-3235-N-2172 ⁹ |
| | | | | | | A3-3235-N-2172 ⁶ |
| | | Ratios 3.07 and 3.21 | | | | A2-3235-M-2171 ⁵ |
| | | | | | | A3-3235-M-2171 ⁶ |
| | | Ratios 3.42, 3.58, 3.73, 3.90, 3.91, 4.10, 4.11 (44,000 lb tandem axles only) | | | | A1-3235-Y-2261 ⁶ |
| | | | | | | A3-3235-L-2170 ⁶ |
| Ratios 3.42, 3.58, 3.73, 3.90, 3.91, 4.10, 4.11 (except 44,000 lb) Note: 4.33 ratio for coach quality gearing also uses this std. diff. case | A2-3235-L-2170 ⁹ | | | | | |

5 2.00"-39 spline

9 2.00"-39 spline. No longer available.

10 Sold as a cup and cone set only.

6 2.10"-41 spline

16 No longer available.

CARRIERS FOR SINGLE AXLES AND REARS OF TANDEM AXLES

| ITEM | DESCRIPTION | REMARKS | CARRIER | QTY | PART NUMBER | |
|--|-----------------------------|---|-----------------------------|--------------------------|------------------------------|-----------------------------|
| 123, 129, 130, 204, 205, 206 (Cont) | Case assy. - main diff. | Ratios 4.30, 4.33, 4.56, 4.63, 4.88, 5.13, 5.29, 5.57, 5.86, 6.14, 6.43, 6.83, 7.17 (44,000 lb. tandem axles only) | Without diff. lock | With ABS tubes | Use 1 as req. | A1-3235-K-2169 ⁶ |
| | | Ratios 4.30, 4.33, 4.56, 4.63, 4.88, 5.13, 5.29, 5.57, 5.86, 6.14, 6.43, 6.83, 7.17 (Except 44,000 lb. tandem axles) | | | | A2-3235-J-2168 ⁵ |
| | | | | | | A3-3235-J-2168 ⁶ |
| 123 thru 130 | Case & nest assy main diff. | Ratios 2.64, 2.79, 2.93 | With diff. lock | 1558 and 1879 | Use 1 as req. | A3-3235-V-1920 ⁶ |
| | | Ratios 3.07, 3.08, 3.21 and 3.36 | | | | A3-3235-S-1839 ⁶ |
| | | Ratios 3.42, 3.55, 3.58, 3.70, 3.73, 3.90, 3.91, 4.10, 4.11 (Except 44,000 lb tandem axles) Note: 4.33 ratio for coach quality gearing also uses this std. diff. case. | | | | A3-3235-U-1841 ⁶ |
| | | Ratios 4.30, 4.33, 4.56, 4.63, 4.88, 5.13, 5.29, 5.57, 5.86, 6.14, 6.43, 6.83, 7.17 (Except 44,000 lb. tandem axles) | Without diff. lock | 1676, 1885 | A3-3235-W-1843 ⁶ | |
| | | Ratios 2.64, 2.79, 2.93 | | | A10-3235-V-1920 ⁵ | |
| | | Ratios 3.07, 3.08, 3.21, 3.36 | | | A9-3235-V-1920 ⁶ | |
| | | Ratios 3.42, 3.55, 3.58, 3.70, 3.73, 3.90, 3.91, 4.10, 4.11 (Except 44,000 lb tandem axles) Note: 4.33 ratio for coach quality gearing also uses this std. diff. case. | Without diff. lock | 1676, 1885, 2051 | A10-3235-S-1839 ⁵ | |
| | | Ratios 4.30, 4.33, 4.56, 4.63, 4.88, 5.13, 5.29, 5.57, 5.86, 6.14, 6.43, 6.83, 7.17 (Except 44,000 lb. tandem axles) | | | A9-3235-S-1839 ⁶ | |
| | | Ratios 2.64, 2.79, 2.93 | | | A10-3235-U-1841 ⁵ | |
| | | Ratios 3.07, 3.08, 3.21, 3.36 | Without diff. lock | 1676, 1885, 2051 | A9-3235-U-1841 ⁶ | |
| | | Ratios 3.42, 3.55, 3.58, 3.70, 3.73, 3.90, 3.91, 4.10, 4.11 (Except 44,000 lb tandem axles) Note: 4.33 ratio for coach quality gearing also uses this std. diff. case. | | | A9-3235-W-1843 ⁶ | |
| | | Ratios 4.30, 4.33, 4.56, 4.63, 4.88, 5.13, 5.29, 5.57, 5.86, 6.14, 6.43, 6.83, 7.17 (Except 44,000 lb. tandem axles) | | | A10-3235-W-1843 ⁵ | |
| | | Ratios 3.42, 3.58, 3.73, 3.90, 3.91, 4.10, 4.11 (44,000 lb. tandem axles only) | With diff. lock | 1872 and 1904 | A11-3235-D-2188 ⁶ | |
| | | Ratios 4.30, 4.33, 4.56, 4.63, 4.88, 5.13, 5.29, 5.57, 5.86, 6.14, 6.43, 6.83, 7.17 (44,000 lb. tandem axles only) | | | A11-3235-T-2152 ⁶ | |
| | | Ratios 3.42, 3.58, 3.73, 3.90, 3.91, 4.10, 4.11 (44,000 lb. tandem axles only) | Without diff. lock | 3200-A-1873 | A10-3235-D-2188 ⁶ | |
| | | Ratios 4.30, 4.33, 4.56, 4.63, 4.88, 5.13, 5.29, 5.57, 5.86, 6.14, 6.43, 6.83, 7.17 (44,000 lb. tandem axles only) | Without diff.lock | 3200-L-1676, 3200-A-1873 | A10-3235-T-2152 ⁶ | |
| Ratios 3.07, 3.08, 3.21, 3.36 | Without diff. lock | 3200-M-1547 except 1.85"-36 spline | A1-3235-S-1839 ⁶ | | | |

5 2.00"-39 spline

6 2.10"-41 spline

CARRIERS FOR SINGLE AXLES AND REARS OF TANDEM AXLES

| ITEM | DESCRIPTION | REMARKS | CARRIER | QTY | PART NUMBER | |
|------------------------|------------------------------|---|--------------------|---|---------------|------------------------------|
| 123 thru 130 (Cont) | Case & nest assy main diff. | Ratios 3.42, 3.55, 3.58, 3.70, 3.73, 3.90, 3.91, 4.10, 4.11 (Except 44,000 lb tandem axles) Note: 4.33 ratio for coach quality gearing also uses this std. diff. case. | Without diff. lock | 3200-M-1547 except 1.85"-36 spline | Use 1 as req. | A1-3235-U-1841 ⁶ |
| | | Ratios 4.30, 4.33, 4.56, 4.63, 4.88, 5.13, 5.29, 5.57, 5.86, 6.14, 6.43, 6.83, 7.17 (Except 44,000 lb. tandem axles) | | | | A1-3235-W-1843 ⁶ |
| | | Ratios 2.64, 2.79, 2.93 | | 3200-M-1885 | | A18-3235-V-1920 ⁶ |
| | | Ratios 3.42, 3.55, 3.58, 3.70, 3.73, 3.90, 3.91, 4.10, 4.11 (Except 44,000 lb tandem axles) Note: 4.33 ratio for coach quality gearing also uses this std. diff. case. | | 3200-R-1500 | | A12-3235-C-1719 ⁷ |
| | | Ratios 4.30, 4.33, 4.56, 4.63, 4.88, 5.13, 5.29, 5.57, 5.86, 6.14, 6.43, 6.83, 7.17 (Except 44,000 lb. tandem axles) | | | | A14-3235-E-1721 ⁷ |
| | | Ratios 3.07, 3.08, 3.21, 3.36 | With diff. lock | A12-3200-R-1500 | | A3-3235-Y-1741 ¹⁶ |
| | | Ratios 3.42, 3.55, 3.58, 3.70, 3.73, 3.90, 3.91, 4.10, 4.11 (Except 44,000 lb tandem axles) Note: 4.33 ratio for coach quality gearing also uses this std. diff. case. | | | | A4-3235-C-1719 ⁶ |
| | | Ratios 4.30, 4.33, 4.56, 4.63, 4.88, 5.13, 5.29, 5.57, 5.86, 6.14, 6.43, 6.83, 7.17 (Except 44,000 lb. tandem axles) | | | | A6-3235-E-1721 ⁶ |
| | | Ratios 3.42, 3.55, 3.58, 3.70, 3.73, 3.90, 3.91, 4.10, 4.11 (Except 44,000 lb tandem axles) Note: 4.33 ratio for coach quality gearing also uses this std. diff. case. | Without diff. lock | RS16140, RS17140, 3200-M-1547 (1.85"-36 spline) | | A1-3235-N-1938 |
| | | Ratios 4.30, 4.33, 4.56, 4.63, 4.88, 5.13, 5.29, 5.57, 5.86, 6.14, 6.43, 6.83, 7.17 (Except 44,000 lb. tandem axles) | | | | A1-3235-Q-1941 |
| 123, 129, 130, 131 | Case & nest assy. main diff. | Ratios 4.30, 4.33, 4.56, 4.63, 4.88, 5.13, 5.29, 5.57, 5.86, 6.14, 6.43, 6.83, 7.17 (except 44,000 lb. tandem axles) | NoSPIN diff. | 1676, 1785, 1865 and 1885 | Use 1 as req. | A12-3235-W-1843 ⁵ |
| | | Ratios 3.42, 3.58, 3.73, 3.90, 3.91, 4.10, 4.11 (except 44,000 lb) | | 1676, 1785, 1865, 1885 | | A11-3235-W-1843 ⁶ |
| | | Note: 4.33 ratio for coach quality gearing also uses this std. diff. case | | | | A12-3235-U-1841 ⁹ |

5 2.00"-39 spline
 9 2.00"-39 spline. No longer available.
 16 No longer available

6 2.10"-41 spline
 7 2.10"-41 spline. No longer available.

CARRIERS FOR SINGLE AXLES AND REARS OF TANDEM AXLES

| ITEM | DESCRIPTION | REMARKS | CARRIER | QTY | PART NUMBER | | | |
|-----------------------------|-------------------------------|---|--------------------|--|---------------|---|--|--------------------------|
| 123, 129, 130, 131 (Cont) | Case & nest assy. main diff. | Ratios 3.42, 3.58, 3.73, 3.90, 3.91, 4.10, 4.11 (Except 44,000 lb) Note: 4.33 ratio for coach quality gearing also uses this std. diff. case | NoSPIN diff. | 1676, 1785, 1865, 1885 | Use 1 as req. | A11-3235-U-1841 ⁶ | | |
| | | | | 3200-A-1873 | | A4-3235-D-2188 ⁶ | | |
| | | | | 3200-L-1676 | | A12-3235-V-1920 ⁵ | | |
| | | | | | | A11-3235-V-1920 ⁶ | | |
| | | | | | | A12-3235-S-1839 ⁵ | | |
| 123 thru 130, 204, 205, 206 | Case & nest assy - main diff. | Ratios 2.64, 2.79, 2.93 | Without diff. lock | With ABS tubes | Use 1 as req. | A6-3235-N-2172 ⁵ | | |
| | | | | | | A7-3235-N-2172 ⁶ | | |
| | | | | | | A4-3235-M-2171 ⁵ | | |
| | | | | | | A5-3235-M-2171 ⁶ | | |
| | | | | | | A2-3235-Y-2261 ⁶ | | |
| 124 | Thrust washer - side gear | Not used on NoSPIN | | All after 11/93 except 1.85"-36 spline | 2 | 1229-V-4624 | | |
| | | | | | | All prior to 11/93 except 1.85"-36 spline | 1229-X-4522 | |
| | | | | | | RS16140, RS17140, 3200-M-1547 (1.85"-36 spline) | 1229-Z-3172 | |
| | | | | | | | | |
| | | | | | | | | |
| 125 | Side gear - differential | Included in KIT 2308 | | RS16140, RS17140, 3200-M-1547 | 2 | 2234-T-1086 ⁴ | | |
| | | | | | | Included in KIT 2389 | RS16140, RS17140, RS17145 after 11/93 | 2234-V-1270 ⁵ |
| | | | | | | | RS16140, RS17140, RS17145 prior to 11/93 | KIT 2758 ⁵ |
| | | | | | | Included in KIT 2310 | RS21145 and RR20145 after 11/93 | 2234-U-1269 ⁶ |
| | | | | | | | RS21145 and RR20145 prior to 11/93 | KIT 2759 ⁶ |
| | | | | | | Included in KIT 2696 | RT44145 tandems after 11/93 | 2234-X-1272 ⁶ |
| | | | | | | | RT44145 tandems from 1/93 to 11/93 | KIT 2760 ⁶ |
| | RT44145 tandems prior to 1/93 | KIT 2696 ⁶ | | | | | | |

4 1.85"-36 spline
6 2.10"-41 spline

5 2.00"-39 spline

CARRIERS FOR SINGLE AXLES AND REARS OF TANDEM AXLES

| ITEM | DESCRIPTION | REMARKS | CARRIER | QTY | PART NUMBER | |
|------|--|---|--|---------|---|--------------|
| 126 | Thrust washer - diff. pinion | | All except 1.85"-36 spline | 4 | 1229-R-1032 | |
| | | | RS16140, RS17140, 3200-M-1547 (1.85"-36 spline) | | 1229-L-1026 | |
| 127 | Gear - differential pinion | | All except 1.85"-36 spline and RT44145 tandems produced after 1/93 | 4 | 2233-J-1024 | |
| | | | Included in KIT 2308 | | RS16140, RS17140, 3200-M-1547 (1.85"-36 spline) | 2233-M-1027 |
| | | | Included in KIT 2696 | | RT44145 tandems produced after 1/93 | 2233-X-1116 |
| 128 | Spider - differential (cross) | | All except 1.85"-36 spline and RT44145 tandems produced after 1/93 | 1 | 3278-S-305 | |
| | | | Included in KIT 2308 | | RS16140, RS17140, 3200-M-1547 (1.85"-36 spline) | 3278-D-82 |
| | | | Included in KIT 2696 | | RT44145 tandems produced after 1/93 | 3278-Y-1117F |
| 129 | Washer - main diff. case halves | | All | 16 | 1229-D-4632 | |
| 130 | Capscrew - main diff. case halves | | All | 16 | 41-X-1327 | |
| 130A | Thread locking liquid | | All | as req. | 2297-C-7049 | |
| 131 | NoSPIN diff. nest assembly | Serviced as assy. only. Replaces Items 124-128 | 3200-M-1547 (1.85"-36 spline) | 1 | A-3230-V-1036 | |
| | | | RS16140, RS17140, RR17145, RR19145 (except 3200-M-1547 1.85"-36 spline) | | A-3230-U-1035 ⁵ | |
| | | | RS17144, RS19144, RS21145, RR17144, RR19144, RR20145, RR22145 | | A-3230-T-1034 ⁶ | |
| 131A | Cover - special carrier - w/o diff. lock | Without diff. lock | 3200-R-1500 | 1 | 3266-M-897 | |
| 131B | Washer - cover - w/o diff. lock | | | 4 | MWA-508 | |
| 131C | Capscrew - cover - w/o diff. lock | | | 1 | 41-X-1080 | |

Note: The following parts are used only on rear carriers with main differential lock.

| | | | | | |
|------|------------------------------------|---|------------------------|---|---------------------------|
| 132 | Lock plate - adjusting ring R.H. | | 3200-R-1500 | 1 | 1220-K-89 |
| 133 | Washer - lock plate | | 3200-R-1500 | 2 | MWA-508 |
| 134 | Capscrew - lock plate | | 3200-R-1500 | 2 | MS-208020-1 |
| 135 | Clutch collar - main diff. lock | | 1558, 1872, 1879, 1904 | 1 | 3107-D-1018 |
| | | | 3200-R-1500 | | 3107-R-1006 ¹⁶ |
| 136 | Shift fork | Old 1 pc. design New 1 pc. design Original 3 pc. design | 1558, 1872 | 1 | 3296-W-1167 ¹⁰ |
| | | | 1879, 1904 | | 3296-Z-1170 |
| | | | 3200-R-1500 | | 3296-F-188 |
| 137 | Pins - shift fork | Original design | All | 2 | 43-X-1007 |
| 138 | Spring - main diff. lock | | 1500, 1558, 1872 | 1 | 2258-L-714 |
| | | | 1879, 1904 | | 2258-N-1262 |
| 139 | Shift shaft - main diff. lock | | 1558, 1872 | 1 | 2244-L-1026 |
| | | | 1879, 1904 | | KIT 2824 |
| | | | 3200-R-1500 | | 2244-Z-52 |
| 140 | Pin - spring retaining | Original design | All | 1 | 43-X-1006 |
| 141 | Tube - air cylinder | | All bolt-on designs | 1 | 3196-F-32 |
| 142 | Piston - air cylinder | | Bolt-on shifter | 1 | 2230-N-170 |
| | | | Screw-in shifter | | 2230-T-1190 |
| 143 | O-Ring - piston | | Bolt-on shifter | 1 | 5-X-1153 |
| | | | Screw-in shifter | | 5-X-1198 |
| 144 | Gasket - air cylinder cover | | | 1 | 2208-H-944 |
| 145 | Capscrew - manual engaging | | 1558, 1872 | 1 | 41-X-1330 |
| | | | 1879, 1904 | | 41-X-1368 |
| | | | 3200-R-1500 | | 41-X-1333 |
| 145A | O-ring - manual engaging capscrew | | | 1 | 5-X-521 |
| 146 | Cover - air cylinder | | All bolt-on designs | 1 | 3266-F-1020 |
| 146A | Shift cylinder assembly | | Screw-in design | 1 | 3261-A-1067 |
| 146B | Plug - screw-in DCDL cylinder hole | Non-DCDL applications only | | | 1250-U-1217 |

5 2.00"-39 spline

10 Replaced old three piece design (3296-N-1080)

6 2.10"-41 spline

16 No longer available.

CARRIERS FOR SINGLE AXLES AND REARS OF TANDEM AXLES

| ITEM | DESCRIPTION | REMARKS | CARRIER | QTY | PART NUMBER |
|------|---------------------------------|----------------------------|---------------------|-----|-------------|
| 147 | Capscrew - air cylinder cover | | 1558, 1872 | 4 | 41-X-1359 |
| | | | 3200-R-1500 | | 41-X-1364 |
| 148 | Washer - air cylinder cover | | All bolt-on designs | 4 | MWA-506 |
| 149 | Gasket - plug | | | 1 | 2208-L-1000 |
| 150 | Plug - air cylinder cover | | | 1 | MS-210016-1 |
| 151 | Sensor/switch - main diff. lock | Included in KIT 4455 | | 1 | 3237-W-1167 |
| 151A | Clip - sensor/switch | | | 1 | 2257-M-1235 |
| 151B | Plug - DCDL switchport | Non-DCDL applications only | | 1 | 41-X-1022 |
| 152 | Nut - sensor/switch | | 1500, 1558, 1872 | 1 | 1227-P-1056 |

Note: The following parts are used only on rear carriers with internally mounted anti-lock brake system sensors.

| | | | | | |
|-----|----------------------------|-----------|--------------|---|-----------------|
| 200 | Wave washer | | | 2 | 2258-U-1243 |
| 201 | Snap ring | | | 2 | 1229-U-4519 |
| 202 | Snap ring | | | 2 | 1229-B-4422 |
| 203 | Sensor assembly | | | 2 | SA1-3280-U-8861 |
| 204 | Sensor - drive tube | 39 spline | Use KIT 2511 | 2 | 3216-S-4361 |
| | | 41 spline | Use KIT 2512 | | 3216-Q-4359 |
| 205 | Washer - tube spacing | | | 2 | 42-X-1248 |
| 206 | Snap ring - tube retaining | | | 2 | 1229-H-4428 |

OUTPUT (THRU) SHAFT ASSEMBLY PARTS



| ITEM | DESCRIPTION | REMARKS | AXLE MODEL | QTY | PART NUMBER |
|----------------------------|---|--|----------------------------|-----|------------------------|
| 153 | Output (thru) shaft, bearing cage and seal assembly | (Includes Items 154, 156, 159, 160, 161, 162, 163, 164, 165) | All | 1 | A1-3226-T-1112S |
| 154 | Shaft - output (thru) | | All others | 1 | 3297-E-1019 |
| | | | Original design 140 tandem | 1 | 3297-N-1158 |
| 155 | Silastic gasket | 3 oz. tube | All | 1 | 2297-A-7021 |
| 156 | Bearing cage and inner cup assembly - output | Must change yoke to 2"-39 spline | All others | 1 | A-3226-T-1112 |
| | | | Original design 140 tandem | 1 | A1-3226-T-1112S |
| 156A | Deflector (no longer used) | | | 1 | KIT 2583 ¹ |
| 157 | Washer - output bearing cage | | All | 4 | 1229-K-1597 |
| 158 | Capscrew - output bearing cage | | All | 4 | 15-X-387 |
| 159 | Cup - inner and outer output bearing | | All others | 2 | JLM-104910 |
| | | | Original design 140 tandem | 2 | LM-603011 |
| 160 | Cone - inner and outer output bearing | | All others | 2 | LM-104949 |
| | | | Original design 140 tandem | 2 | LM-603049 |
| 161 | Snap ring spacer - output bearing (variable thickness) (Spacer kits are available to service these assemblies) KIT 530 is used for the original design 140 tandem. KIT 576 is used for all other models in this catalog | 3.94mm/.155 inch | All others | 1 | 1229-P-2590 |
| | | | Original design 140 tandem | 1 | 1229-A-2237 |
| | | | All others | 1 | 1229-Q-2591 |
| | | | Original design 140 tandem | 1 | 1229-B-2238 |
| | | | All others | 1 | 1229-R-2592 |
| | | | Original design 140 tandem | 1 | 1229-C-2239 |
| | | | All others | 1 | 1229-S-2593 |
| | | | Original design 140 tandem | 1 | 1229-D-2240 |
| | | | All others | 1 | 1229-T-2594 |
| | | | Original design 140 tandem | 1 | 1229-E-2241 |
| | | | All others | 1 | 1229-U-2595 |
| | | | Original design 140 tandem | 1 | 1229-F-2242 |
| | | | All others | 1 | 1229-V-2596 |
| | | | Original design 140 tandem | 1 | 1229-G-2243 |
| All others | 1 | 1229-W-2597 | | | |
| Original design 140 tandem | 1 | 1229-H-2244 | | | |
| All others | 1 | 1229-X-2598 | | | |
| Original design 140 tandem | 1 | 1229-J-2246 | | | |
| All others | 1 | 1229-Y-2599 | | | |
| Original design 140 tandem | 1 | 1229-K-2247 | | | |
| 162 | Snap ring spacer - output bearing/yoke | | All others | 1 | 1229-W-4131 |
| | | | Original design 140 tandem | 1 | 1829-A-859 |
| 163 | Oil seal - output bearing cage | | Original design 140 tandem | 1 | A-1205-G-2425 |
| | | | All others | 1 | A1-1205-Y-2729 |
| 164 | Washer - output yoke and shaft | Included in KIT 2636 | Original design 140 tandem | 1 | 1229-A-2653 |
| | | Included in KIT 2637 | All others | 1 | 1229-T-1736 |
| 165 | Nut - output yoke and shaft | Included in KIT 2636 | Original design 140 tandem | 1 | 40-X-1236 ² |
| | | Included in KIT 2637 | All others | 1 | 40-X-1237 ³ |

1 Use A1-1205-Y-2729 seal & sleeve. Do not use deflector.
3 Order KIT 2637 to purchase nut and washer.

2 Order KIT 2636 to purchase nut and washer.

HOUSING ASSEMBLY PARTS



| ITEM | DESCRIPTION | REMARKS | AXLE MODEL | QTY | PART NUMBER |
|-----------|--------------------------------------|---|------------------------------------|-----|---------------|
| 167 | Breather assembly | | All | 1 | A-1199-W-4053 |
| 168 | Stud - housing to carrier. | For aluminum or iron carriers | All forward carriers | 2 | 4-X-1921 |
| 169 | Plug - heat indicator | | All | 1 | P-28-S |
| 170 | Plug - magnetic oil drain and fill | Female socket | All | 1 | 1250-E-473 |
| | | Male socket | | 1 | 1250-L-1286 |
| 171 | Plug - non-magnetic oil fill | | All | 1 | P-212 |
| 172 | Washer - carrier to housing | | All | 12 | 1229-W-1557 |
| 173 | Silastic gasket - housing to carrier | | All | 1 | 2297-A-7021 |
| 174 | Capscrew - carrier to housing | Included in KIT 2668 | All forward carriers | 3 | 10-X-1597 |
| | | | | 7 | 10-X-1594 |
| | | | All other single and rear carriers | 8 | 10-X-1594 |
| | | | RR22145, RR21145 | 4 | S-21020A-2 |
| | | | | 9 | 10-X-1594 |
| 175 | Nut - carrier to housing stud | | All forward carriers | 2 | N-110-1 |
| 176 | Capscrew - brake line bracket | | All | 2 | S-258-2 |
| 177 | Gasket - brake line bracket | | All others | 2 | 2208-P-536 |
| | | | RS16140, RS17140, RS19145, RS21145 | 4 | 2208-P-536 |
| 178 | Washer - brake line bracket | | All others | 2 | 1229-E-1669 |
| | | | RS16140, RS17140, RS19145, RS21145 | 4 | 1229-E-1669 |
| 179 | Oil seal - wheel end | | "L" wheel end | 2 | A-1205-W-1349 |
| | | | "R" wheel end | 2 | A-1205-Q-2487 |
| 180 | Cone - wheel bearing (inner) | | "L" wheel end | 2 | 47686 |
| | | | "R" wheel end | 2 | 594A |
| 181 | Cup - wheel bearing (inner) | | "L" wheel end | 2 | 47620 |
| | | | "R" wheel end | 2 | 592A |
| 182 | Cup - wheel bearing (outer) | | "L" wheel end | 2 | 39520 |
| | | | "R" wheel end | 2 | 572 |
| 183 | Cone - wheel bearing (outer) | | "L" wheel end | 2 | 39590 |
| | | | "R" wheel end | 2 | 580 |
| 184 | Nut - wheel bearing (inner) | | "L" wheel end | 2 | 1227-Z-1040 |
| | | | "R" wheel end | 2 | 1227-W-517 |
| 185, 185A | Lock washer and tanged lock washer | Must purchase kit which includes both items | "L" wheel end | 2 | KIT 2761 |
| | | | "R" wheel end | 2 | 1229-F-4634S |
| 186 | Nut - wheel bearing (outer) | | "L" wheel end | 2 | 1227-E-1045 |
| | | | "R" wheel end | 2 | 1227-R-330 |

AXLE SHAFT SETS FOR 140, 141, 143, 144 & 145 SERIES AXLES

| LEFT HAND | RIGHT HAND |
|-----------|------------|
|-----------|------------|

RS-16-140 Single Axle

| | |
|-------------|-------------|
| 3202-G-9601 | 3202-J-9604 |
|-------------|-------------|

RS-16-141 Single Axle

| | |
|-------------|-------------|
| 3202-X-9046 | 3202-Y-9047 |
| 3202-C-9597 | 3202-E-9599 |

RS-17-140 Single Axle

| | |
|------------------|-----------------------|
| 3202-X-9046 | 3202-Y-9047 |
| 3202-B-9050 | 3202-C-9051 |
| 3202-Y-9281 (15) | 3202-Z-9282 (15) (19) |

RS-17-144 Single Axle

| | |
|-------------|------------------|
| 3202-Q-9117 | 3202-R-9118 |
| 3202-F-9340 | 3202-G-9341 |
| 3202-S-9041 | 3202-T-9042 |
| 3202-S-9483 | 3202-T-9484 |
| 3202-H-9628 | 3202-K-9631 |
| 3202-S-9041 | 3202-U-9043 (16) |
| 3202-Q-9117 | 3202-S-9119 (16) |
| 3202-F-9340 | 3202-H-9342 (16) |
| 3202-S-9483 | 3202-U-9485 (16) |
| 3202-Q-9845 | 3202-S-9847 (16) |

RS-17-145 Single Axle

| | |
|-------------|-------------|
| 3202-X-9046 | 3202-Y-9047 |
|-------------|-------------|

RS-19-144 Single Axle

| | |
|-------------|------------------|
| 3202-Q-9117 | 3202-R-9118 |
| 3202-F-9340 | 3202-G-9341 |
| 3202-S-9041 | 3202-T-9042 |
| 3202-S-9483 | 3202-T-9484 |
| 3202-H-9628 | 3202-K-9631 |
| 3202-S-9041 | 3202-U-9043 (16) |
| 3202-Q-9117 | 3202-S-9119 (16) |
| 3202-F-9340 | 3202-H-9342 (16) |
| 3202-S-9483 | 3202-U-9485 (16) |
| 3202-Q-9845 | 3202-S-9847 (16) |

RS-19-145 Single Axle

| | |
|-------------|-------------|
| 3202-X-9046 | 3202-Y-9047 |
| 3202-C-9597 | 3202-E-9599 |

| LEFT HAND | RIGHT HAND |
|-----------|------------|
|-----------|------------|

RS-21-145 Single Axle

| | |
|-------------|------------------|
| 3202-Q-9117 | 3202-R-9118 |
| 3202-F-9340 | 3202-G-9341 |
| 3202-S-9041 | 3202-T-9042 |
| 3202-S-9483 | 3202-T-9484 |
| 3202-H-9628 | 3202-K-9631 |
| 3202-S-9041 | 3202-U-9043 (16) |
| 3202-Q-9117 | 3202-S-9119 (16) |
| 3202-F-9340 | 3202-H-9342 (16) |
| 3202-S-9483 | 3202-U-9485 (16) |
| 3202-Q-9845 | 3202-S-9847 (16) |

RD-17-140 Forward Axle of RT-34-140 Tandem

| | |
|-------------|-------------|
| 3202-Y-9047 | 3202-X-9046 |
| 3202-E-9599 | 3202-C-9597 |

RR-17-140 Rear Axle of RT-34-140 Tandem

| | |
|-------------|-------------|
| 3202-X-9046 | 3202-Y-9047 |
| 3202-C-9597 | 3202-E-9599 |

RD-17-144 Forward Axle of RT-34-144 Tandem

| | |
|------------------|------------------|
| 3202-R-9118 | 3202-Q-9117 |
| 3202-G-9341 | 3202-F-9340 |
| 3202-T-9042 | 3202-S-9041 |
| 3202-Y-9463 | 3202-W-9461 |
| 3202-T-9484 | 3202-S-9483 |
| 3202-Q-9611 | 3202-N-9608 |
| 3202-U-9615 | 3202-W-9617 |
| 3202-K-9631 | 3202-H-9628 |
| 3206-S-1345 (17) | 3206-Q-1343 (17) |
| 3206-U-1347 (17) | 3206-T-1346 (17) |
| 3206-Y-1351 (17) | 3206-W-1349 (17) |
| 3206-A-1353 (17) | 3206-Z-1352 (17) |
| 3202-U-9043 (16) | 3202-S-9041 |
| 3202-S-9119 (16) | 3202-Q-9117 |
| 3202-H-9342 (16) | 3202-F-9340 |
| 3202-U-9485 (16) | 3202-S-9483 |
| 3202-R-9638 (16) | 3202-W-9461 |

(15) These shafts are for original design 1.85"-36 spline.

(17) Not for use with main diff. lock or No-SPIN units.

(16) This shaft has longer splines that engage the differential lock.

(19) No longer available.

AXLE SHAFT SETS FOR 140, 141, 143, 144 & 145 SERIES AXLES

| LEFT HAND | RIGHT HAND |
|-----------|------------|
|-----------|------------|

RP-17-144 Fwd Axle of RT-34-144 Tandem (w/Pump)

| | |
|------------------|------------------|
| 3202-R-9118 | 3202-Q-9117 |
| 3202-G-9341 | 3202-F-9340 |
| 3202-T-9042 | 3202-S-9041 |
| 3202-T-9484 | 3202-S-9483 |
| 3202-Q-9611 | 3202-N-9608 |
| 3202-U-9615 | 3202-W-9617 |
| 3202-K-9631 | 3202-H-9628 |
| 3206-S-1345 (17) | 3206-Q-1343 (17) |
| 3206-U-1347 (17) | 3206-T-1346 (17) |
| 3206-Y-1351 (17) | 3206-W-1349 (17) |
| 3206-A-1353 (17) | 3206-Z-1352 (17) |
| 3202-U-9043 (16) | 3202-S-9041 |
| 3202-S-9119 (16) | 3202-Q-9117 |
| 3202-H-9342 (16) | 3202-F-9340 |
| 3202-U-9485 (16) | 3202-S-9483 |
| 3202-S-9613 (16) | 3202-N-9608 |

RR-17-144 Rear Axle of RT-34-144 Tandem

| | |
|------------------|------------------|
| 3202-Q-9117 | 3202-R-9118 |
| 3202-F-9340 | 3202-G-9341 |
| 3202-S-9041 | 3202-T-9042 |
| 3202-W-9461 | 3202-Y-9463 |
| 3202-S-9483 | 3202-T-9484 |
| 3202-N-9608 | 3202-Q-9611 |
| 3202-W-9617 | 3202-U-9615 |
| 3202-H-9628 | 3202-K-9631 |
| 3206-Q-1343 (17) | 3206-S-1345 (17) |
| 3206-T-1346 (17) | 3206-U-1347 (17) |
| 3206-W-1349 (17) | 3206-Y-1351 (17) |
| 3206-Z-1352 (17) | 3206-A-1353 (17) |
| 3202-S-9041 | 3202-U-9043 (16) |
| 3202-Q-9117 | 3202-S-9119 (16) |
| 3202-F-9340 | 3202-H-9342 (16) |
| 3202-S-9483 | 3202-U-9485 (16) |
| 3202-W-9461 | 3202-R-9638 (16) |

RD-17-145 Forward Axle of RT-34-145 Tandem

| | |
|-------------|-------------|
| 3202-Y-9047 | 3202-X-9046 |
| 3202-E-9599 | 3202-C-9597 |

RR-17-145 Rear Axle of RT-34-145 Tandem

| | |
|-------------|-------------|
| 3202-X-9046 | 3202-Y-9047 |
| 3202-C-9597 | 3202-E-9599 |

(16) This shaft has longer splines that engage the differential lock.

(17) Not for use with main diff. lock or No-SPIN units.

| LEFT HAND | RIGHT HAND |
|-----------|------------|
|-----------|------------|

RD-19-144 Forward Axle of RT-38-144 Tandem

| | |
|------------------|------------------|
| 3202-R-9118 | 3202-Q-9117 |
| 3202-G-9341 | 3202-F-9340 |
| 3202-T-9042 | 3202-S-9041 |
| 3202-Y-9463 | 3202-W-9461 |
| 3202-T-9484 | 3202-S-9483 |
| 3202-Q-9611 | 3202-N-9608 |
| 3202-U-9615 | 3202-W-9617 |
| 3202-K-9631 | 3202-H-9628 |
| 3206-S-1345 (17) | 3206-Q-1343 (17) |
| 3206-U-1347 (17) | 3206-T-1346 (17) |
| 3206-Y-1351 (17) | 3206-W-1349 (17) |
| 3206-A-1353 (17) | 3206-Z-1352 (17) |
| 3202-U-9043 (16) | 3202-S-9041 |
| 3202-S-9119 (16) | 3202-Q-9117 |
| 3202-H-9342 (16) | 3202-F-9340 |
| 3202-U-9485 (16) | 3202-S-9483 |
| 3202-R-9638 (16) | 3202-W-9461 |

RP-19-144 Fwd Axle of RT-38-144 Tandem (w/Pump)

| | |
|------------------|------------------|
| 3202-R-9118 | 3202-Q-9117 |
| 3202-G-9341 | 3202-F-9340 |
| 3202-T-9042 | 3202-S-9041 |
| 3202-T-9484 | 3202-S-9483 |
| 3202-Q-9611 | 3202-N-9608 |
| 3202-U-9615 | 3202-W-9617 |
| 3202-K-9631 | 3202-H-9628 |
| 3206-S-1345 (17) | 3206-Q-1343 (17) |
| 3206-U-1347 (17) | 3206-T-1346 (17) |
| 3206-Y-1351 (17) | 3206-W-1349 (17) |
| 3206-A-1353 (17) | 3206-Z-1352 (17) |
| 3202-U-9043 (16) | 3202-S-9041 |
| 3202-S-9119 (16) | 3202-Q-9117 |
| 3202-H-9342 (16) | 3202-F-9340 |
| 3202-U-9485 (16) | 3202-S-9483 |
| 3202-S-9613 (16) | 3202-N-9608 |

AXLE SHAFT SETS FOR 140, 141, 143, 144 & 145 SERIES AXLES

| LEFT HAND | RIGHT HAND |
|-----------|------------|
|-----------|------------|

RR-19-144 Rear Axle of RT-38-144 Tandem

| | |
|------------------|------------------|
| 3202-Q-9117 | 3202-R-9118 |
| 3202-F-9340 | 3202-G-9341 |
| 3202-S-9041 | 3202-T-9042 |
| 3202-W-9461 | 3202-Y-9463 |
| 3202-S-9483 | 3202-T-9484 |
| 3202-N-9608 | 3202-Q-9611 |
| 3202-W-9617 | 3202-U-9615 |
| 3202-H-9628 | 3202-K-9631 |
| 3206-Q-1343 (17) | 3206-S-1345 (17) |
| 3206-T-1346 (17) | 3206-U-1347 (17) |
| 3206-W-1349 (17) | 3206-Y-1351 (17) |
| 3206-Z-1352 (17) | 3206-A-1353 (17) |
| 3202-S-9041 | 3202-U-9043 (16) |
| 3202-Q-9117 | 3202-S-9119 (16) |
| 3202-F-9340 | 3202-H-9342 (16) |
| 3202-S-9483 | 3202-U-9485 (16) |
| 3202-W-9461 | 3202-R-9638 (16) |

MD-20-143 Forward Axle of MT-40-143 Tandem

| | |
|-------------|-------------|
| 3202-S-9483 | 3202-U-9485 |
| 3206-T-1346 | 3206-U-1347 |
| 3206-W-1349 | 3206-Y-1351 |
| 3206-C-1563 | 3206-X-1740 |
| 3206-F-1748 | 3206-G-1749 |
| 3206-C-1823 | 3206-D-1824 |
| 3206-M-1885 | 3206-P-1888 |

MP-20-143 Forward Axle of MT-40-143 Tandem (w/Pump)

| | |
|-------------|-------------|
| 3206-W-1349 | 3206-Y-1351 |
|-------------|-------------|

MR-20-143 Rear Axle of MT-40-143 Tandem

| | |
|-------------|-------------|
| 3206-T-1346 | 3206-U-1347 |
| 3206-W-1349 | 3206-Y-1351 |
| 3206-C-1563 | 3206-X-1740 |
| 3206-F-1748 | 3206-G-1749 |
| 3206-C-1823 | 3206-D-1824 |
| 3206-M-1885 | 3206-P-1888 |

RD-20-140 Forward Axle of RT-40-140 Tandem

| | |
|-------------|-------------|
| 3202-R-9118 | 3202-Q-9117 |
| 3202-G-9341 | 3202-F-9340 |
| 3202-T-9042 | 3202-S-9041 |
| 3202-T-9484 | 3202-S-9483 |

| LEFT HAND | RIGHT HAND |
|-----------|------------|
|-----------|------------|

RR-20-140 Rear Axle of RT-40-140 Tandem

| | |
|-------------|-------------|
| 3202-Q-9117 | 3202-R-9118 |
| 3202-F-9340 | 3202-G-9341 |
| 3202-S-9041 | 3202-T-9042 |
| 3202-S-9483 | 3202-T-9484 |

RD-20-145 Forward Axle of RT-40-145 Tandem

| | |
|------------------|------------------|
| 3202-R-9118 | 3202-Q-9117 |
| 3202-G-9341 | 3202-F-9340 |
| 3202-T-9042 | 3202-S-9041 |
| 3202-Y-9463 | 3202-W-9461 |
| 3202-T-9484 | 3202-S-9483 |
| 3202-Q-9611 | 3202-N-9608 |
| 3202-U-9615 | 3202-W-9617 |
| 3202-K-9631 | 3202-H-9628 |
| 3206-S-1345 (17) | 3206-Q-1343 (17) |
| 3206-U-1347 (17) | 3206-T-1346 (17) |
| 3206-Y-1351 (17) | 3206-W-1349 (17) |
| 3206-A-1353 (17) | 3206-Z-1352 (17) |
| 3202-U-9043 (16) | 3202-S-9041 |
| 3202-S-9119 (16) | 3202-Q-9117 |
| 3202-H-9342 (16) | 3202-F-9340 |
| 3202-U-9485 (16) | 3202-S-9483 |
| 3202-R-9638 (16) | 3202-W-9461 |

RP-20-145 Fwd Axle of RT-40-145 Tandem (w/Pump)

| | |
|------------------|------------------|
| 3202-R-9118 | 3202-Q-9117 |
| 3202-G-9341 | 3202-F-9340 |
| 3202-T-9042 | 3202-S-9041 |
| 3202-T-9484 | 3202-S-9483 |
| 3202-Q-9611 | 3202-N-9608 |
| 3202-U-9615 | 3202-W-9617 |
| 3202-K-9631 | 3202-H-9628 |
| 3206-S-1345 (17) | 3206-Q-1343 (17) |
| 3206-U-1347 (17) | 3206-T-1346 (17) |
| 3206-Y-1351 (17) | 3206-W-1349 (17) |
| 3206-A-1353 (17) | 3206-Z-1352 (17) |
| 3202-U-9043 (16) | 3202-S-9041 |
| 3202-S-9119 (16) | 3202-Q-9117 |
| 3202-H-9342 (16) | 3202-F-9340 |
| 3202-U-9485 (16) | 3202-S-9483 |
| 3202-S-9613 (16) | 3202-N-9608 |

(16) This shaft has longer splines that engage the differential lock.

(17) Not for use w/ith main diff. lock or No-SPIN units.

AXLE SHAFT SETS FOR 140, 141, 143, 144 & 145 SERIES AXLES

| LEFT HAND | RIGHT HAND |
|-----------|------------|
|-----------|------------|

RR-20-145 Rear Axle of RT-40-145 Tandem

| | |
|------------------|------------------|
| 3202-Q-9117 | 3202-R-9118 |
| 3202-F-9340 | 3202-G-9341 |
| 3202-S-9041 | 3202-T-9042 |
| 3202-W-9461 | 3202-Y-9463 |
| 3202-S-9483 | 3202-T-9484 |
| 3202-N-9608 | 3202-Q-9611 |
| 3202-W-9617 | 3202-U-9615 |
| 3202-H-9628 | 3202-K-9631 |
| 3206-Q-1343 (17) | 3206-S-1345 (17) |
| 3206-T-1346 (17) | 3206-U-1347 (17) |
| 3206-W-1349 (17) | 3206-Y-1351 (17) |
| 3206-Z-1352 (17) | 3206-A-1353 (17) |
| 3202-S-9041 | 3202-U-9043 (16) |
| 3202-Q-9117 | 3202-S-9119 (16) |
| 3202-F-9340 | 3202-H-9342 (16) |
| 3202-S-9483 | 3202-U-9485 (16) |
| 3202-W-9461 | 3202-R-9638 (16) |

RD-20-146 Forward Axle of RT-40-146 Tandem

| | |
|-------------|-------------|
| 3202-R-9118 | 3202-Q-9117 |
|-------------|-------------|

RP-20-146 Forward Axle of RT-40-146 Tandem (w/Pump)

| | |
|-------------|-------------|
| 3202-R-9118 | 3202-Q-9117 |
|-------------|-------------|

RR-20-146 Rear Axle of RT-40-146 Tandem

| | |
|-------------|-------------|
| 3202-Q-9117 | 3202-R-9118 |
|-------------|-------------|

| LEFT HAND | RIGHT HAND |
|-----------|------------|
|-----------|------------|

RD-22-145 Forward Axle of RT-44-145 Tandem

| | |
|------------------|-------------|
| 3202-R-9118 | 3202-Q-9117 |
| 3202-G-9341 | 3202-F-9340 |
| 3202-T-9042 | 3202-S-9041 |
| 3202-T-9484 | 3202-S-9483 |
| 3202-U-9043 (16) | 3202-S-9041 |
| 3202-H-9342 (16) | 3202-F-9340 |
| 3202-U-9485 (16) | 3202-S-9483 |

RP-22-145 Forward Axle of RT-44-145 Tandem (w/Pump)

| | |
|------------------|-------------|
| 3202-R-9118 | 3202-Q-9117 |
| 3202-G-9341 | 3202-F-9340 |
| 3202-T-9042 | 3202-S-9041 |
| 3202-T-9484 | 3202-S-9483 |
| 3202-U-9043 (16) | 3202-S-9041 |
| 3202-S-9119 (16) | 3202-Q-9117 |
| 3202-U-9485 (16) | 3202-S-9483 |

RR-22-145 Rear Axle of RT-44-145 Tandem

| | |
|-------------|------------------|
| 3202-S-9041 | 3202-T-9042 |
| 3202-Q-9117 | 3202-R-9118 |
| 3202-F-9340 | 3202-G-9341 |
| 3202-S-9483 | 3202-T-9484 |
| 3202-S-9041 | 3202-U-9043 (16) |
| 3202-F-9340 | 3202-H-9342 (16) |
| 3202-S-9483 | 3202-U-9485 (16) |
| 3202-Q-9117 | 3202-S-9119 (16) |

(16) This shaft has longer splines that engage the differential lock.

(17) Not for use with main diff. lock or No-SPIN units.

AXLE SHAFTS



| Part Number | Body Dia. | Length | Spline Size | Spline Len. | Flange Dia. | No. of Holes | Hole Size | Bolt Circle | Hole Type |
|---------------------------|-----------|--------|-------------|-------------|-------------|--------------|-----------|-------------|-----------|
| 3202-G-9601 | 1.62" | 37.51" | 2.00"-39 | 2.88" | 6.25" | 12 | .50" | 5.25" | Taper |
| 3202-J-9604 | 1.62" | 43.54" | 2.00"-39 | 2.88" | 6.25" | 12 | .50" | 5.25" | Taper |
| 3202-B-9050 | 1.75" | 37.87" | 1.85"-36 | 2.60" | 6.25" | 12 | .50" | 5.25" | Taper |
| 3202-Y-9281 | 1.75" | 38.21" | 1.85"-36 | 2.60" | 6.25" | 12 | .50" | 5.25" | Taper |
| 3202-C-9051 | 1.75" | 43.89" | 1.85"-36 | 2.60" | 6.25" | 12 | .50" | 5.25" | Taper |
| 3206-F-1748 | 1.88" | 35.75" | 2.10"-41 | 2.88" | 8.38" | 8 | .73" | 7.00" | Taper |
| 3206-M-1885 | 1.88" | 35.86" | 2.10"-41 | 2.88" | 7.93" | 12 | .59" | 6.75" | Taper |
| 3206-Z-1352 ¹⁶ | 1.88" | 37.06" | 2.10"-41 | 2.88" | 8.38" | 8 | .73" | 7.00" | Taper |
| 3206-W-1349 | 1.88" | 37.06" | 2.10"-41 | 2.88" | 8.38" | 8 | .78" | 7.00" | Straight |
| 3202-C-9597 | 1.88" | 37.45" | 2.00"-39 | 2.88" | 6.63" | 8 | .63" | 5.50" | Straight |
| 3202-X-9046 | 1.88" | 37.63" | 2.00"-39 | 2.88" | 6.25" | 12 | .50" | 5.25" | Taper |
| 3206-T-1346 | 1.88" | 37.92" | 2.10"-41 | 2.88" | 8.38" | 8 | .64" | 7.00" | Straight |
| 3206-Q-1343 | 1.88" | 37.92" | 2.10"-41 | 2.88" | 8.38" | 8 | .73" | 7.00" | Taper |
| 3206-G-1749 | 1.88" | 41.70" | 2.10"-41 | 2.88" | 8.38" | 8 | .73" | 7.00" | Taper |
| 3206-P-1888 | 1.88" | 41.75" | 2.10"-41 | 2.88" | 7.93" | 12 | .59" | 6.75" | Taper |
| 3206-A-1353 | 1.88" | 43.01" | 2.10"-41 | 2.88" | 8.38" | 8 | .73" | 7.00" | Taper |
| 3206-Y-1351 | 1.88" | 43.01" | 2.10"-41 | 2.88" | 8.38" | 8 | .78" | 7.00" | Straight |
| 3202-E-9599 | 1.88" | 43.36" | 2.00"-39 | 2.88" | 6.43" | 8 | .63" | 5.50" | Straight |
| 3202-Y-9047 | 1.88" | 43.54" | 2.00"-39 | 2.88" | 6.25" | 12 | .50" | 5.25" | Taper |
| 3206-U-1347 | 1.88" | 43.87" | 2.10"-41 | 2.88" | 8.38" | 8 | .64" | 7.00" | Straight |
| 3206-S-1345 | 1.88" | 43.87" | 2.10"-41 | 2.88" | 8.38" | 8 | .73" | 7.00" | Taper |
| 3202-Q-9845 | 2.00" | 34.76" | 2.10"-41 | 2.88" | 8.38" | 8 | .73" | 7.00" | Taper |
| 3202-S-9847 | 2.00" | 35.60" | 2.10"-41 | 8.12" | 8.38" | 8 | .73" | 7.00" | Taper |
| 3206-C-1563 | 2.00" | 35.70" | 2.10"-41 | 2.88" | 8.38" | 8 | .73" | 7.00" | Taper |
| 3206-C-1823 | 2.00" | 35.73" | 2.10"-41 | 2.88" | 8.38" | 12 | .59" | 6.75" | Taper |
| 3202-F-9340 | 2.00" | 37.18" | 2.10"-41 | 2.88" | 8.38" | 8 | .73" | 7.00" | Taper |
| 3202-Q-9117 | 2.00" | 37.18" | 2.10"-41 | 2.88" | 8.38" | 8 | .78" | 7.00" | Straight |
| 3202-S-9483 | 2.00" | 38.04" | 2.10"-41 | 2.88" | 8.38" | 8 | .64" | 7.00" | Straight |
| 3202-S-9041 | 2.00" | 38.04" | 2.10"-41 | 2.88" | 8.38" | 8 | .73" | 7.00" | Taper |
| 3202-H-9628 | 2.00" | 38.14" | 2.10"-41 | 2.88" | 8.38" | 8 | .73" | 7.00" | Taper |
| 3202-W-9617 | 2.00" | 40.00" | 2.10"-41 | 2.88" | 8.38" | 8 | .78" | 7.00" | Straight |
| 3202-W-9461 | 2.00" | 40.73" | 2.10"-41 | 2.88" | 8.38" | 8 | .64" | 7.00" | Straight |
| 3202-N-9608 | 2.00" | 40.85" | 2.10"-41 | 2.88" | 8.38" | 8 | .73" | 7.00" | Taper |
| 3206-X-1740 | 2.00" | 41.49" | 2.10"-41 | 2.88" | 8.38" | 8 | .73" | 7.00" | Taper |
| 3206-D-1824 | 2.00" | 41.68" | 2.10"-41 | 2.88" | 8.38" | 12 | .59" | 6.75" | Taper |
| 3202-K-9631 | 2.00" | 42.43" | 2.10"-41 | 2.88" | 8.38" | 8 | .73" | 7.00" | Taper |
| 3202-G-9341 | 2.00" | 43.13" | 2.10"-41 | 2.88" | 8.38" | 8 | .73" | 7.00" | Taper |
| 3202-R-9118 | 2.00" | 43.13" | 2.10"-41 | 2.88" | 8.38" | 8 | .78" | 7.00" | Straight |
| 3202-X-9488 | 2.00" | 43.13" | 2.10"-41 | 8.12" | 8.38" | 8 | .64" | 7.00" | Straight |
| 3202-H-9342 | 2.00" | 43.13" | 2.10"-41 | 8.12" | 8.38" | 8 | .73" | 7.00" | Taper |
| 3202-S-9119 | 2.00" | 43.13" | 2.10"-41 | 8.12" | 8.38" | 8 | .78" | 7.00" | Straight |
| 3202-U-9043 | 2.00" | 43.80" | 2.10"-41 | 8.12" | 8.38" | 8 | .73" | 7.00" | Taper |
| 3202-T-9484 | 2.00" | 43.99" | 2.10"-41 | 2.88" | 8.38" | 8 | .64" | 7.00" | Straight |
| 3202-T-9042 | 2.00" | 43.99" | 2.10"-41 | 2.88" | 8.38" | 8 | .73" | 7.00" | Taper |
| 3202-U-9485 | 2.00" | 44.00" | 2.10"-41 | 8.12" | 8.38" | 8 | .64" | 7.00" | Straight |
| 3202-U-9615 | 2.00" | 45.94" | 2.10"-41 | 2.88" | 8.38" | 8 | .78" | 7.00" | Straight |
| 3202-Y-9619 | 2.00" | 45.94" | 2.10"-41 | 8.12" | 8.38" | 8 | .78" | 7.00" | Straight |
| 3202-Y-9463 | 2.00" | 46.80" | 2.10"-41 | 2.88" | 8.38" | 8 | .64" | 7.00" | Straight |
| 3202-Q-9611 | 2.00" | 46.80" | 2.10"-41 | 2.88" | 8.38" | 8 | .73" | 7.00" | Taper |
| 3202-R-9638 | 2.00" | 46.80" | 2.10"-41 | 8.12" | 8.38" | 8 | .64" | 7.00" | Straight |
| 3202-S-9613 | 2.00" | 46.80" | 2.10"-41 | 8.12" | 8.38" | 8 | .73" | 7.00" | Taper |

¹⁶ No longer available.

ROUND BEARING TYPE YOKES



| Axle Model (Location) | Center to End | Spline Length | Hub Dia. | Bearing Cap Diameter | Yoke Dimension Across Ears | Spline Size Dia. - No. Teeth | Part Number | Production Part Number |
|--|--|---------------|----------|--|--|------------------------------|---|---|
| RS-16-140 RS-17-140 (Input) | 4.88" | 2.25" | 2.50" | 1.88" 1.94" | 5.31" 6.09" | 1.75"-34 | 16N-4-5621X 17NYS28-43A | A-3280-Q-7115 A-3260-H-8 |
| RS-16-141 RS-17-141 RS-17-144 RS-19-144 RS-19-145 RS-21-145 (Input) | 5.54" 6.22" 5.19" 5.16" 6.25" 5.19" | 2.31" | 3.00" | 1.88" 1.88" 1.94" 1.94" 1.94" 1.94" | 5.31" 5.31" 7.00" 6.09" 6.09" 7.55" | 2.00"-39 | 16N-4-6281X 16N-4-6291X 176NYS32-3A2 17NYS32-100A 17N-4-6391X 18NYS32-12A3 | A-3260-G-111 A-3260-H-112 A2-3260-K-115 A1-3260-P-120 A3-3260-L-116 |
| RT-34-140 RT-40-140 MT-40-143 RT-34-144 RT-38-144 RT-34-145 RT-40-145 RT-44-145 (Fwd. Input) | 5.54" 6.22" 5.19" 5.16" 6.25" 5.19" 4.94" 5.38" 5.06" 5.16" | 2.31" | 3.00" | 1.88" 1.88" 1.94" 1.94" 1.94" 1.94" 1.88" 1.94" 1.94" 1.94" | 5.31" 5.31" 7.00" 6.09" 6.09" 7.55" 5.31" 6.09" 7.00" 7.55" | 2.00"-39 | 16N-4-6281X 16N-4-6291X 176N-4-541X 17N-4-6411X 17NYS32-99A 18NYS32-12A3 | A-3260-G-111 A-3260-H-112 A-3260-K-115 A-3260-Q-121 A3-3260-L-116 |
| (Fwd. Output) (Original Design 140 Tandem) | 6.03" 5.44" 5.97" 4.88" | 2.25" | 2.50" | 1.88" 1.88" 1.94" 1.94" | 5.31" 5.31" 6.09" 6.09" | 1.75"-34 | 16N-4-6251 16N-4-6261 17N-4-6321 17N-4-6331 | 3260-U-125 3260-T-124 3260-W-127 3260-V-126 |
| (Fwd. Output) (All Others) | 5.19" 5.16" 6.25" | 2.31" | 3.00" | 1.94" 1.94" 1.94" | 7.00" 6.09" 6.09" | 2.00"-39 | 176N-4-531 17NYS32-100 17NYS32-99 | 3260-K-115 |
| (Rear Input) | 5.54" 6.22" 5.19" 5.16" 6.25" | 2.31" | 3.00" | 1.88" 1.88" 1.94" 1.94" 1.94" | 5.31" 5.31" 7.00" 6.09" 6.09" | 2.00"-39 | 16N-4-6281X 16N-4-6291X 176NYS32-3A2 17NYS32-100A 17N-4-6391X | A-3260-G-111 A-3260-H-112 A2-3260-K-115 A1-3260-P-120 |

WING BEARING TYPE YOKES



| Axle Model (Location) | Face to End | Spline Length | Hub Dia. | Pilot Diameter | Keyway Width | Spline Size Dia. - No. Teeth | Hole Type | Part Number | Production Part Number |
|-----------------------|-------------|---------------|----------|----------------|--------------|------------------------------|-----------|----------------------------|------------------------|
| RS-16-140 | 3.88" | 2.25" | 2.50" | 5.31" | .63" | 1.75"-34 | TH | 58WBYS28-182A | A-3260-L-38 |
| RS-17-140 | 3.88" | | | 5.31" | .63" | | TH | 58WBYS28-186A | A-3260-K-63 |
| (Input) | 3.31" | | | 5.53" | .56" | | TH | 62NYS28-160A | A-3260-Z-52 |
| | 3.94" | | | 5.53" | .56" | | DR | 62NYS28-201A | A-3260-Q-1135 |
| | 3.94" | | | 5.53" | .56" | | TH | 62NYS28-202A | A-3260-S-1137 |
| | 3.75" | | | 5.84" | .63" | | TH | 72NYS28-166A | A-3260-F-32 |
| RS-16-141 | 3.81" | 2.31" | 3.00" | 5.31" | .63" | 2.00"-39 | TH | 58WBYS32-47A ¹⁶ | A-3260-S-253 |
| RS-17-141 | 3.81" | | | 5.84" | .63" | | TH | 72NYS32-244A | A-3260-S-123 |
| RS-19-145 | 3.88" | | | 8.13" | .63" | | TH | 82NYS32-74A1 | A1-3260-M-117 |
| RS-21-145 | 4.25" | | | 8.25" | .63" | | TH | 92NYS32-25A1 | A1-3260-N-118 |
| (Input) | 4.44" | | | 8.25" | .63" | | DR | 92NYS32-26A | A-3260-B-132 |
| (Fwd. Input) | 3.81" | 2.31" | 3.00" | 5.84" | .63" | 2.00"-39 | TH | 72NYS32-244A1 | A1-3260-S-123 |
| RT-34-140 | 4.25" | | | 8.25" | .63" | | TH | 92NYS32-25A | A-3260-N-118 |
| RT-34-145 | 4.22" | 2.32" | 3.25" | 8.25" | .63" | 2.38"-46 | TH | 92NYS38-73A | A-3260-K-1129 |
| RT-40-145 | | | | | | | | | |
| RT-44-145 | | | | | | | | | |
| (Fwd. Output) | 3.81" | 2.31" | 3.00" | 5.84" | .63" | 2.00"-39 | TH | 72NYS32-244 | 3260-S-123 |
| (Original Design) | 4.25" | | | 8.25" | .63" | | TH | 92NYS32-25 | 3260-N-118 |
| 140 Tandem) | 4.44" | | | 8.25" | .63" | | DR | 92NYS32-26 | 3260-B-132 |
| (All Others) | 3.63" | 2.25" | 2.50" | 5.84" | .63" | 1.75"-34 | TH | 72NYS28-176 | 3260-X-128 |
| | 4.69" | | | 5.84" | .63" | | DR | 72NYS28-177 | 3260-Y-129 |
| | 4.25" | | | 5.84" | .63" | | TH | 72NYS28-179 | 3260-X-154 |
| | 4.25" | | | 8.25" | .63" | | DR | 92NYS28-5 | 3260-A-131 |
| (Rear Input) | 3.81" | 2.31" | 3.00" | 5.31" | .63" | 2.00"-39 | TH | 58WBYS32-47A | A-3260-S-253 |
| | 3.81" | | | 5.84" | .63" | | TH | 72NYS32-244A | A-3260-S-123 |
| | 3.88" | | | 8.13" | .63" | | TH | 82NYS32-74A1 | A1-3260-M-117 |
| | 4.25" | | | 8.25" | .63" | | TH | 92NYS32-25A1 | A1-3260-N-118 |
| | 4.44" | | | 8.25" | .63" | | DR | 92NYS32-26A | A-3260-B-132 |

¹⁶ No longer available.

EASY SERVICE (STRAP) TYPE YOKES



| Axle Model (Location) | Center to End | Spline Length | Hub Dia. | Bearing Cap Diameter | Distance Between Nibbs | Spline Size Dia. - No. Teeth | Hole Type | Part Number | Production Part Number |
|---|---|---------------|----------|----------------------|------------------------|------------------------------|-----------|----------------|------------------------|
| RS-16-140 RS-17-140 (Input) | 4.19" | 2.25" | 2.50" | 1.19" | 4.19" | 1.75"-34 | DR | 141DYS28A | A-3280-J-8070 |
| | 4.47" | | | 1.38" | 4.19" | | DR | 148DYS28A | |
| | 4.69" | | | 1.38" | 4.97" | | DR | 155DYS28-1A | A-3260-N-248 |
| | 4.66" | | | 1.38" | 4.97" | | DR | 155NYS28-5A | A-3260-B-2 |
| | 4.88" | | | 1.88" | 5.31" | | TH | 16TYS28-13A | A-3260-J-1232 |
| | 4.88" | | | 1.94" | 6.19" | | TH | 17TYS28-57A | A-3260-V-1296 |
| RS-16-141 RS-17-141 RS-17-144 RS-19-144 RS-19-145 RS-21-145 (Input) | 4.75" | 2.31" | 3.00" | 1.38" | 4.19" | 2.00"-39 | TH | 148TYS32-4A | A-3260-S-1241 |
| | 4.75" | | | 1.38" | 4.97" | | DR | 155DYS32-6A | A-3260-F-318 |
| | 4.75" | | | 1.38" | 4.97" | | TH | 155TYS32-6A | A-3260-A-1353 |
| | 5.54" | | | 1.88" | 5.31" | | TH | 16TYS32-32A | A-3260-F-1280 |
| | 6.22" | | | 1.88" | 5.31" | | TH | 16TYS32-76A | A-3260-D-1668 |
| | 4.88" | | | 1.88" | 5.31" | | TH | 16TYS32-86A | |
| | 5.19" | | | 1.94" | 7.09" | | TH | 176TYS32-3A1 | A1-3260-S-1267 |
| | 6.25" | | | 1.94" | 6.19" | | TH | 17TYS32-99A | |
| | 5.16" | | | 1.94" | 6.19" | | TH | 17N-4-7631-1X | A-3260-R-1292 |
| | 5.19" | | | 1.94" | 7.63" | | TH | 18TYS32-12A1 | A1-3260-N-1262 |
| | RT-34-140 RT-40-140 RT-34-144 RT-38-144 RT-34-145 RT-40-145 RT-44-145 (Fwd. Input) | | | 4.38" | 2.32" | | 3.25" | 1.38" | 4.97" |
| 4.88" | | 1.88" | 5.31" | TH | | 16N-4-6431-1X | | | |
| 5.19" | | 1.94" | 7.09" | TH | | 176N-4-541-1X | | A-3260-S-1267 | |
| 6.25" | | 1.94" | 6.19" | TH | | 17TYS32-95A1 | | | |
| 5.16" | | 1.94" | 6.19" | TH | | 17N-4-7641-1X | | A1-3260-R-1292 | |
| 5.19" | | 1.94" | 7.63" | TH | | 18N-4-3381-1X | | A-3260-N-1262 | |
| 4.94" | | 1.88" | 5.31" | TH | | 16N-4-7341-1X | | A-3260-L-1234 | |
| 5.38" | | 1.94" | 6.19" | TH | | 17TYS38-76A | | | |
| 5.06" | | 1.94" | 7.09" | TH | | 176TYS38-27A | | | |
| 5.16" | | 1.94" | 7.64" | TH | | 18TYS38-27A | | | |
| (Fwd. Output) (New Design Only) | 4.75" | 2.31" | 3.00" | 1.38" | 4.97" | 2.00"-39 | DR | 155DYS32-6 | 3260-F-318 |
| | 5.54" | | | 1.88" | 5.31" | | TH | 16N-4-6271-1 | 3260-F-1280 |
| | 6.22" | | | 1.88" | 5.31" | | TH | 16TYS32-76 | 3260-D-1668 |
| | 6.25" | | | 1.94" | 6.19" | | TH | 17TYS32-99 | |
| (Rear Input) | 4.75" | 2.31" | 3.00" | 1.38" | 4.19" | 2.00"-39 | TH | 148TYS32-4A | A-3260-S-1241 |
| | 4.75" | | | 1.38" | 4.97" | | DR | 155DYS32-6A | A-3260-F-318 |
| | 4.75" | | | 1.38" | 4.97" | | TH | 155TYS32-6A | A-3260-A-1353 |
| | 5.54" | | | 1.88" | 5.31" | | TH | 16TYS32-32A | A-3260-F-1280 |
| | 6.22" | | | 1.88" | 5.31" | | TH | 16TYS32-76A | A-3260-D-1668 |
| | 4.88" | | | 1.88" | 5.31" | | TH | 16TYS32-86A | |
| | 5.19" | | | 1.94" | 7.09" | | TH | 176TYS32-3A1 | A1-3260-S-1267 |
| | 6.25" | | | 1.94" | 6.19" | | TH | 17TYS32-99A | |
| | 5.16" | | | 1.94" | 6.19" | | TH | 17N-4-7631-1X | A-3260-R-1292 |
| | 5.19" | | | 1.94" | 7.63" | | TH | 18TYS32-12A1 | A1-3260-N-1262 |
| | MT-40-143 Forward Input | | | 5.10" | 2.32" | | 3.25" | 2.17" | 6.46" |
| 5.32" | | 2.36" | 6.41" | TH | | 250TYS38-2A | | A-3260-H-1828 | |
| Forward Output | 5.09" | 2.31" | 3.00" | 2.17" | 6.46" | 2.00"-39 | | 170TYS32-2 | 3260-G-1827 |
| Rear Input | 5.09" | 2.31" | 3.00" | 2.17" | 6.46" | 2.00"-39 | | 170TYS32-2A | A-3260-G-1827 |
| | 6.39" | | | 2.17" | 6.46" | | | 170TYS32-1A | A-3260-J-1830 |

RPL SERIES YOKES



| Axle Model | Face to End | Hub Dia. | Spline Length | Yoke Dimension Across Nibbs | Spline Size Dia. - No. Teeth | Part Number |
|---------------------------|-------------|----------|---------------|-----------------------------|------------------------------|-------------|
| MT-40-143 (Fwd. Input) | 4.90" | 3.25" | 2.32" | 7.06" | 2.38"-46 | 20WYS38-4A |
| | 4.73" | | | 8.38" | | 25WYS38-13A |
| (Fwd. Output) | 5.95" | 3.00" | 2.31" | 7.06" | 2.00"-39 | 20WYS32-2 |
| | 5.95" | | | 7.06" | | 20WYS32-2A |

COMPANION FLANGES



| Axle Model (Location) | Face to End | Spline Length | Hub Dia. | Pilot Dia. M=Male F=Female | Flange Dia. | Hole Size | Bolt Circle Dia. | Spline Size Dia. - No. Teeth | Part Number | Production Part Number |
|--|-------------|---------------|----------|----------------------------|---------------|-----------|------------------|------------------------------|--------------------|------------------------|
| RS-16-140 | 2.84" | 2.25" | 2.50" | F-3.75" | Square Flange | .51" | 4.75" | 1.75"-34 | 2WCS28-73A | A-3260-D-4 |
| RS-17-140 (Input) | 2.94" | | | F-7.75" | 8.00" | .38" | 7.25" | | 5WCS28-54A | A-3260-G-7 |
| RS-16-141 | 3.38" | 2.31" | 3.00" | F-6.63" | 6.88" | .38" | 6.13" | 2.00"-39 | 3WCS32-73A1 | A1-3260-V-152 |
| RS-17-141 | 3.31" | | | F-7.75" | 8.00" | .41" | 7.25" | | 5WCS32-86A2 | A2-3260-F-136 |
| RS-17-144 | | | | | | | | | | |
| RS-19-144 | | | | | | | | | | |
| RS-19-145 | | | | | | | | | | |
| RS-21-145 (Input) | | | | | | | | | | |
| (Fwd. Input) | 3.38" | 2.31" | 3.00" | F-6.63" | 6.88" | .38" | 6.13" | 2.00"-39 | 3WCS32-73A | A-3260-V-152 |
| RT-34-140 | 3.31" | | | F-7.75" | 8.00" | .41" | 7.25" | | 5WCS32-86A | A-3260-F-136 |
| RT-40-140 | 2.62" | | | F-7.75" | 8.00" | .44" | 7.25" | | 5WCS32-89A | A-3260-E-213 |
| RT-34-144 | 3.27" | | | F-7.75" | 8.00" | .40" | 7.25" | | 5WCS32-94A | A-3260-M-325 |
| RT-38-144 | | | | | | | | | | |
| RT-34-145 | | | | | | | | | | |
| RT-40-145 | | | | | | | | | | |
| RT-44-145 | | | | | | | | | | |
| (Fwd. Output) (Original Design 140 Tandem) | 2.94" | 2.25" | 2.50" | F-6.63" | 6.88" | .38" | 6.13" | 1.75"-34 | 3WCS28-93 | 3260-J-10 |
| (All Others) | 3.31" | 2.31" | 3.00" | F-7.75" | 8.00" | .41" | 7.25" | 2.00"-39 | 5WCS32-86 | 3260-F-136 |
| (Rear Input) | 3.38" | 2.31" | 3.00" | F-6.63" | 6.88" | .38" | 6.13" | 2.00"-39 | 3WCS32-73A1 | A1-3260-V-152 |
| | 3.31" | | | F-7.75" | 8.00" | .41" | 7.25" | | 5WCS32-86A2 | A2-3260-F-136 |

AXLE MODEL TO CARRIER TO KIT CROSS REFERENCE

| AXLE MODEL | BASE CARRIER | KIT DESCRIPTION | KIT NUMBER |
|--|--|---|---|
| RS-16-140 | 3200-M-1547 Standard | Carrier overhaul | KIT RS-17-140 |
| | | Carrier bearings and oil seals | KIT 4345 |
| | | Pinion bearing cage shims | KIT 2313 |
| | | Pinion bearing spacers | KIT 2321 |
| | | Main differential nest w ith spider | KIT 2308 |
| | | Main differential nest w ithout spider | KIT 2309 |
| | | Ring gear to differential case bolts, nuts and w ashers | KIT 2317 |
| | 3200-L-1676 Standard | Carrier bearings and oil seals | KIT 4350 |
| | | Pinion bearing cage shims | KIT 2313 |
| | | Pinion bearing spacers | KIT 2321 |
| | | Main differential nest w ith spider | KIT 2389 |
| | | Main differential nest w ithout spider | KIT 2431 |
| | | Ring gear to differential case bolts, nuts and w ashers | KIT 2317 |
| | | RS-16-141 | 3200-L-1676 Standard |
| 3200-Q-1785 Standard | Pinion bearing cage shims | | KIT 2313 |
| 3200-S-1865 Standard | Pinion bearing spacers | | KIT 2322 |
| | Main differential nest w ith spider | | KIT 2389 |
| | Main differential nest w ithout spider | | KIT 2431 |
| | Ring gear to differential case bolts, nuts and w ashers | | KIT 2317 |
| | Carrier and cap upgrade to thrust screw version | | KIT 2756 |
| | RS-17-140 | | 3200-M-1547 Standard |
| 3200-L-1676 Standard | | | |
| 3200-Q-1785 Standard | | | |
| 3200-S-1865 Standard | | | |
| 3200-M-1547 NoSpin diff. 3200-L-1676 NoSpin diff. 3200-Q-1785 NoSpin diff. 3200-S-1865 NoSpin diff. | | See kits for same base carrier of RS-16-140 except KIT RS-17-140, KIT 2308, KIT 2309, KIT 2389 and KIT 2431 cannot be used as they apply to standard differential nest type carriers. | - |
| RS-17-141 | 3200-L-1676 Standard | See kits for same base carrier of RS-16-141 | - |
| | 3200-Q-1785 Standard | | |
| | 3200-S-1865 Standard | | |
| RD-17-145 | 3200-G-1645 Standard 3200-T-1814 Standard 3200-B-1978 Standard | Carrier bearings and oil seals (Prior to 11/93) | KIT 4395 |
| | | Carrier bearings and oil seals (After 11/93) | KIT 4396 |
| | | Input brg cage shims & pinion inner brg cup shims | KIT 2429 |
| | | Pinion bearing spacers | KIT 2396 |
| | | Main differential nest w ith spider | KIT 2389 |
| | | Main differential nest w ithout spider | KIT 2431 |
| | | Ring gear to differential case bolts, nuts and w ashers | KIT 2317 |
| | | Output bearing snap ring spacers | KIT 576 |
| | | Inter-axle differential case and nest (Prior to 10/98) | KIT 2488 |
| | | Inter-axle differential case and nest (After 10/98) | KIT 2522 |
| | | Helical gears | KIT 2482 |
| | | Carrier and cap upgrade to thrust screw | KIT 2751 |
| | | Carrier, cap and IAD shift cylinder upgrade | KIT 2706 |
| | | 3200-G-1645 NoSpin diff. 3200-T-1814 NoSpin diff. 3200-B-1978 NoSpin diff. | See kits for standard carrier except KIT 2389 and KIT 2431 w hich apply to standard differential type carriers. |

AXLE MODEL TO CARRIER TO KIT CROSS REFERENCE

| AXLE MODEL | BASE CARRIER | KIT DESCRIPTION | KIT NUMBER |
|------------|--|--|---|
| RP-17-145 | 3200-X-1662 Pump 3200-V-1816 Pump 3200-H-1984 Pump | Carrier bearings and oil seals (Prior to 11/93) | KIT 4395 |
| | | Carrier bearings and oil seals (After 11/93) | KIT 4396 |
| | | Input brg cage shims & pinion inner brg cup shims | KIT 2429 |
| | | Pinion bearing spacers | KIT 2396 |
| | | Main differential nest w ith spider | KIT 2389 |
| | | Main differential nest w ithout spider | KIT 2431 |
| | | Ring gear to differential case bolts, nuts and w ashers | KIT 2317 |
| | | Output bearing snap ring spacers | KIT 576 |
| | | Inter-axle differential case and nest (Prior to 10/98) | KIT 2488 |
| | | Inter-axle differential case and nest (After 10/98) | KIT 2522 |
| | | Helical gears | KIT 2482 |
| | | Input shaft and pump upgrade | KIT 2835 |
| | | Carrier and cap upgrade to thrust screw | KIT 2753 |
| | | 3200-X-1662 NoSpin diff. 3200-V-1816 NoSpin diff. 3200-H-1984 NoSpin diff. | See kits for carrier w ith pump except KIT 2389 and KIT 2431 w hich apply to standard differential type carriers. |
| RR-17-145 | 3200-L-1676 Standard 3200-Q-1785 Standard 3200-S-1865 Standard | See kits for same base carrier of RS-16-141 | - |
| | | | - |
| | | | - |
| RS-19-145 | 3200-L-1676 Standard 3200-Q-1785 Standard 3200-S-1865 Standard | See kits for same base carrier of RS-16-141 | - |
| | | | - |
| | | | - |
| RD-20-140 | 3200-G-1645 Standard 3200-T-1814 Standard 3200-B-1978 Standard | Carrier overhaul | KIT RD-20140NL |
| | | Carrier bearings and oil seals (Prior to 11/93) | KIT 4355 |
| | | Carrier bearings and oils seals (updated input shaft) | KIT 4356 |
| | | Input brg cage shims & pinion inner brg cup shims | KIT 2429 |
| | | Pinion bearing spacers | KIT 2396 |
| | | Main differential nest w ith spider | KIT 2310 |
| | | Main differential nest w ithout spider | KIT 2311 |
| | | Ring gear to differential case bolts, nuts and w ashers | KIT 2317 |
| | | Output bearing snap ring spacers | KIT 530 |
| | | Inter-axle differential case and nest (Prior to 10/98) | KIT 2488 |
| | | Inter-axle differential case and nest (After 10/98) | KIT 2522 |
| | | Helical gears | KIT 2482 |
| | | Carrier and cap upgrade to thrust screw | KIT 2751 |
| | | Carrier, cap and IAD shift cylinder upgrade | KIT 2706 |
| RR-20-140 | 3200-L-1676 Standard 3200-Q-1785 Standard 3200-S-1865 Standard | Carrier overhaul | KIT RS-145 1676 |
| | | Carrier bearings and oil seals | KIT 4400 |
| | | Pinion bearing cage shims | KIT 2313 |
| | | Pinion bearing spacers | KIT 2322 |
| | | Main differential nest w ith spider | KIT 2310 |
| | | Main differential nest w ithout spider | KIT 2311 |
| | | Ring gear to differential case bolts, nuts and w ashers | KIT 2317 |
| | | Carrier and cap upgrade to thrust screw | KIT 2756 |

AXLE MODEL TO CARRIER TO KIT CROSS REFERENCE

| AXLE MODEL | BASE CARRIER | KIT DESCRIPTION | KIT NUMBER | |
|------------|--------------------------|---|--|----------------|
| MR-20-143 | 3200-W-2051 Standard | Pinion bearing shims | KIT 1647 | |
| | | Pinion bearing split spacers | KIT 2541 | |
| | | Carrier bearings and oil seals | KIT 4461 | |
| | | Main differential nest w ith spider | KIT 2310 | |
| | | Main differential nest w ithout spider | KIT 2311 | |
| | | Ring gear to differential case bolts, nuts and w ashers | KIT 2317 | |
| MD-20-143 | 3200-G-1645 Standard | Carrier overhaul | KIT RD-20145NL | |
| RD-17-144 | 3200-T-1814 Standard | Carrier bearings and oil seals (Prior to 11/93) | KIT 4395 | |
| RD-19-144 | 3200-F-1852 Standard | Carrier bearings and oil seals (After 11/93) | KIT 4396 | |
| RD-20-145 | 3200-N-1860 Standard | Input brg cage shims & pinion inner brg cup shims | KIT 2429 | |
| | 3200-S-1917 Standard | Pinion bearing spacers | KIT 2396 | |
| | 3200-B-1978 Standard | Main differential nest w ith spider | KIT 2310 | |
| | 3200-C-1979 Standard | Main differential nest w ithout spider | KIT 2311 | |
| | | Ring gear to differential case bolts, nuts and w ashers | KIT 2317 | |
| | | Output bearing snap ring spacers | KIT 576 | |
| | | Inter-axle differential case and nest (Prior to 10/98) | KIT 2488 | |
| | | Inter-axle differential case and nest (After 10/98) | KIT 2522 | |
| | | Helical gears | KIT 2482 | |
| | | Carrier and cap upgrade to thrust screw | KIT 2751 | |
| | | Carrier, cap and IAD shift cylinder upgrade | KIT 2706 | |
| | | 3200-M-1677 Diff. lock | Same as RD-20-145 standard except for the follow ing kits: | |
| | | 3200-U-1815 Diff. lock | Carrier overhaul | KIT RD-20145DL |
| | | 3200-R-1890 Diff. lock | Carrier bearings and oil seals (Prior to 11/93) | KIT 4405 |
| | 3200-E-1903 Diff. lock | Carrier bearings and oil seals (After 11/93) | KIT 4406 | |
| | 3200-E-1981 Diff. lock | Shift kit (bolt on style main diff. lock) | KIT 2413 | |
| | | Shift kit (screw on style main diff. lock) | KIT 2662 | |
| MP-20-143 | 3200-L-1624 Pump w /lock | Carrier overhaul | KIT RD-20145DL | |
| RP-17-144 | 3200-W-1817 Pump w /lock | Carrier bearings and oil seals (Prior to 11/93) | KIT 4405 | |
| RP-19-144 | 3200-P-1888 Pump w /lock | Carrier bearings and oil seals (After 11/93) | KIT 4406 | |
| RP-20-145 | 3200-D-1902 Pump w /lock | Input brg cage shims & pinion inner brg cup shims | KIT 2429 | |
| | 3200-K-1987 Pump w /lock | Pinion bearing spacers | KIT 2396 | |
| | | Main differential nest w ith spider | KIT 2310 | |
| | | Main differential nest w ithout spider | KIT 2311 | |
| | | Ring gear to differential case bolts, nuts and w ashers | KIT 2317 | |
| | | Output bearing snap ring spacers | KIT 576 | |
| | | Inter-axle differential case and nest (Prior to 10/98) | KIT 2488 | |
| | | Inter-axle differential case and nest (After 10/98) | KIT 2522 | |
| | | Helical gears | KIT 2482 | |
| | | Carrier and cap upgrade to thrust screw | KIT 2754 | |
| | | Carrier, cap and IAD shift cylinder upgrade | KIT 2705 | |
| | | Input shaft and pump | KIT 2623 | |
| | | Shift kit (bolt on style main diff. lock) | KIT 2413 | |
| | | Shift kit (screw on style main diff. lock) | KIT 2662 | |

AXLE MODEL TO CARRIER TO KIT CROSS REFERENCE

| AXLE MODEL | BASE CARRIER | KIT DESCRIPTION | KIT NUMBER |
|------------|--|---|-----------------|
| MP-20-143 | 3200-X-1662 Pump | Carrier overhaul | KIT RD-20145NL |
| RP-17-144 | 3200-V-1816 Pump | Carrier bearings and oil seals (Prior to 11/93) | KIT 4395 |
| RP-19-144 | 3200-G-1853 Pump | Carrier bearings and oil seals (After 11/93) | KIT 4396 |
| RP-20-145 | 3200-H-1984 Pump | Input brg cage shims & pinion inner brg cup shims | KIT 2429 |
| (cont) | | Pinion bearing spacers | KIT 2396 |
| | | Main differential nest with spider | KIT 2310 |
| | | Main differential nest without spider | KIT 2311 |
| | | Ring gear to differential case bolts, nuts and washers | KIT 2317 |
| | | Output bearing snap ring spacers | KIT 576 |
| | | Inter-axle differential case and nest (Prior to 10/98) | KIT 2488 |
| | | Inter-axle differential case and nest (After 10/98) | KIT 2522 |
| | | Helical gears | KIT 2482 |
| | | Input shaft and pump upgrade | KIT 2623 |
| | | Carrier and cap upgrade to thrust screw | KIT 2753 |
| | 3200-X-1662 NoSpin diff. 3200-V-1816 NoSpin diff. 3200-H-1984 NoSpin diff. WITH PUMP | Same as pump with no lock with the following exceptions: KIT RD20145NL, KIT 2310 and KIT 2311 apply only to standard differential carriers, not used with NoSpin. | |
| RR-17-144 | 3200-L-1676 Standard | Carrier overhaul | KIT RS-145 1676 |
| RR-19-144 | 3200-Q-1785 Standard | Carrier bearings and oil seals | KIT 4400 |
| RR-20-145 | 3200-D-1850 Standard | Pinion brg cage shims (3200-L-1676 & 3200-M-1885) | KIT 2313 |
| | 3200-E-1851 Standard | Pinion bearing cage shims (all others) | KIT 1568 |
| | 3200-S-1865 Standard | Pinion bearing spacers | KIT 2322 |
| | 3200-M-1885 Standard | Main differential nest with spider | KIT 2310 |
| | | Main differential nest without spider | KIT 2311 |
| | | Ring gear to differential case bolts, nuts and washers | KIT 2317 |
| | | Carrier and cap upgrade to thrust screw | KIT 2756 |
| | Same carriers as above but with No-Spin diff. | Same as above with the following exceptions: KIT RS-145 1676, KIT 2310 and KIT 2311 apply only to standard differential carriers, not used with NoSpin. | |
| | 3200-X-1558 Diff. lock 3200-G-1879 Diff. lock | Carrier overhaul | KIT RS-145 1547 |
| | | Carrier bearings and oil seals | KIT 4390 |
| | | Pinion bearing cage shims | KIT 2313 |
| | | Pinion bearing spacers | KIT 2322 |
| | | Main differential nest with spider | KIT 2310 |
| | | Main differential nest without spider | KIT 2311 |
| | | Ring gear to differential case bolts, nuts and washers | KIT 2317 |
| | | Diff. lock actuator repair kit (bolt-on version) | KIT 2405 |
| | | Diff. lock actuator repair kit (screw-in version) | KIT 2662 |
| | | Carrier and cap upgrade to thrust screw | KIT 2755 |
| RS-17-144 | 3200-L-1676 Standard | See kits for same base carriers of RR-20-145 | |
| RS-19-144 | 3200-Q-1785 Standard | | |
| RS-21-145 | 3200-D-1850 Standard | | |
| | 3200-E-1851 Standard | | |
| | 3200-S-1865 Standard | | |
| | 3200-M-1885 Standard | | |
| | 3200-L-1676 NoSpin diff. | See kits for same base carrier of RR-20-145 | |
| | 3200-X-1558 Diff. lock | See kits for same base carriers of RR-20-145 | |
| | 3200-G-1879 Diff. lock | | |

AXLE MODEL TO CARRIER TO KIT CROSS REFERENCE

| AXLE MODEL | BASE CARRIER | KIT DESCRIPTION | KIT NUMBER | | |
|--|--|---|--|---|----------|
| RS-17-144 RS-19-144 RS-21-145 (cont) | 3200-R-1500 Diff. lock | Carrier overhaul | KIT RS-145 1500 | | |
| | | Carrier bearings and oil seals | KIT 4385 | | |
| | | Pinion bearing cage shims | KIT 2313 | | |
| | | Pinion bearing spacers | KIT 2322 | | |
| | | Main differential nest with spider | KIT 2310 | | |
| | | Main differential nest without spider | KIT 2311 | | |
| | | Ring gear to differential case bolts, nuts and washers | KIT 2317 | | |
| | | Diff. lock actuator repair kit (bolt-on) | KIT 2405 | | |
| RD-22-145 | 3200-B-1874 Standard 3200-D-1980 Standard | Carrier bearings and oil seals (Prior to 11/93) | KIT 4395 | | |
| | | Carrier bearings and oil seals (After 11/93) | KIT 4396 | | |
| | | Input brg cage shims & pinion inner brg cup shims | KIT 2429 | | |
| | | Pinion bearing spacers | KIT 2396 | | |
| | | Main differential nest with spider | KIT 2696 | | |
| | | Main differential nest without spider | KIT 2703 | | |
| | | Main differential case upgrade 3.42 thru 4.11 | KIT 2665 | | |
| | | Main differential case upgrade 4.30 and slower | KIT 2647 | | |
| | | Ring gear to differential case bolts, nuts and washers | KIT 2317 | | |
| | | Output bearing snap ring spacers | KIT 576 | | |
| | | Inter-axle differential case and nest (Prior to 10/98) | KIT 2488 | | |
| | | Inter-axle differential case and nest (After 10/98) | KIT 2522 | | |
| | | Helical gears | KIT 2482 | | |
| | | Carrier and cap upgrade to thrust screw | KIT 2751 | | |
| | Carrier, cap and IAD shift cylinder upgrade | KIT 2706 | | | |
| | 3200-C-1875 Diff. lock 3200-G-1905 Diff. lock 3200-F-1982 Diff. lock | Same as RD-20-145 standard except for the following kits: | | | |
| | | Carrier bearings and oil seals (Prior to 11/93) | KIT 4405 | | |
| | | Carrier bearings and oil seals (After 11/93) | KIT 4406 | | |
| | | Carrier, cap and IAD shift cylinder upgrade | KIT 2704 | | |
| | | Main differential case upgrade 3.42 thru 4.11 | KIT 2664 | | |
| | | Main differential case upgrade 4.30 and slower | KIT 2648 | | |
| | | Shift kit (bolt on style main diff. lock) | KIT 2413 | | |
| | | Shift kit (screw on style main diff. lock) | KIT 2691 | | |
| | | Carrier and cap upgrade to thrust screw | KIT 2752 | | |
| | | RP-22-145 | 3200-E-1877 Pump w /lock 3200-H-1906 Pump w /lock 3200-M-1911 Pump w /lock 3200-T-1918 Pump w /lock | Carrier bearings and oil seals (Prior to 11/93) | KIT 4405 |
| | | | | Carrier bearings and oil seals (After 11/93) | KIT 4406 |
| Input brg cage shims & pinion inner brg cup shims | | | | KIT 2429 | |
| Pinion bearing spacers | KIT 2396 | | | | |
| Main differential nest with spider | KIT 2696 | | | | |
| Main differential nest without spider | KIT 2703 | | | | |
| Main differential case upgrade 3.42 thru 4.11 | KIT 2664 | | | | |
| Main differential case upgrade 4.30 and slower | KIT 2648 | | | | |
| Ring gear to differential case bolts, nuts and washers | KIT 2317 | | | | |
| Output bearing snap ring spacers | KIT 576 | | | | |
| Inter-axle differential case and nest (Prior to 10/98) | KIT 2488 | | | | |
| Inter-axle differential case and nest (After 10/98) | KIT 2522 | | | | |
| Helical gears | KIT 2482 | | | | |
| Carrier, cap and IAD shift cylinder upgrade | KIT 2705 | | | | |
| Input shaft and pump | KIT 2623 | | | | |
| Shift kit (bolt on style main diff. lock) | KIT 2413 | | | | |
| Shift kit (screw on style main diff. lock) | KIT 2691 | | | | |
| Carrier and cap upgrade to thrust screw | KIT 2754 | | | | |

AXLE MODEL TO CARRIER TO KIT CROSS REFERENCE

| AXLE MODEL | BASE CARRIER | KIT DESCRIPTION | KIT NUMBER | |
|--|--|--|--|--------------------------------|
| RP-22-145 (cont) | 3200-D-1876 Pump 3200-P-1914 Pump 3200-J-1986 Pump | Carrier bearings and oil seals (Prior to 11/93) | KIT 4395 | |
| | | Carrier bearings and oil seals (After 11/93) | KIT 4396 | |
| | | Input brg cage shims & pinion inner brg cup shims | KIT 2429 | |
| | | Pinion bearing spacers | KIT 2396 | |
| | | Main differential nest with spider | KIT 2696 | |
| | | Main differential nest without spider | KIT 2703 | |
| | | Main differential case upgrade 3.42 thru 4.11 | KIT 2665 | |
| | | Main differential case upgrade 4.30 and slower | KIT 2647 | |
| | | Ring gear to differential case bolts, nuts and washers | KIT 2317 | |
| | | Output bearing snap ring spacers | KIT 576 | |
| | | Inter-axle differential case and nest (Prior to 10/98) | KIT 2488 | |
| | | Inter-axle differential case and nest (After 10/98) | KIT 2522 | |
| | | Helical gears | KIT 2482 | |
| | | Input shaft and pump upgrade | KIT 2623 | |
| | | Carrier and cap upgrade to thrust screw | KIT 2753 | |
| | | Same carriers as above but with No-Spin diff. | Same as above with the following exceptions: KIT RD20145NL, KIT 2310 and KIT 2311 apply only to standard differential carriers, not used with NoSpin. | |
| | | RR-22-145 | 3200-A-1873 Standard | Carrier bearings and oil seals |
| Pinion bearing cage shims | KIT 2313 | | | |
| Pinion bearing spacers | KIT 2322 | | | |
| Main differential nest with spider | KIT 2696 | | | |
| Main differential nest without spider | KIT 2703 | | | |
| Main differential case upgrade 3.42 thru 4.11 | KIT 2665 | | | |
| Main differential case upgrade 4.30 and slower | KIT 2647 | | | |
| Ring gear to differential case bolts, nuts and washers | KIT 2317 | | | |
| Carrier and cap upgrade to thrust screw | KIT 2756 | | | |
| Same carriers as above but with No-Spin diff. | Same as above with the following exceptions: KIT RS-145 1676, KIT 2310 and KIT 2311 apply only to standard differential carriers, not used with NoSpin. | | | |
| 3200-F-1904 Diff. lock | Carrier bearings and oil seals | | KIT 4390 | |
| | Pinion bearing cage shims | | KIT 2313 | |
| | Pinion bearing spacers | | KIT 2322 | |
| | Main differential nest with spider | | KIT 2696 | |
| | Main differential nest without spider | | KIT 2703 | |
| | Main differential case upgrade 3.42 thru 4.11 | | KIT 2664 | |
| | Main differential case upgrade 4.30 and slower | | KIT 2648 | |
| | Ring gear to differential case bolts, nuts and washers | KIT 2317 | | |
| Diff. lock actuator repair kit (bolt-on) | KIT 2405 | | | |
| Carrier and cap upgrade to thrust screw | KIT 2755 | | | |

SERVICE KITS

KIT RD20140NL

| ITEM | PART NUMBER | QTY. | DESCRIPTION | REMARKS |
|------|-------------|------|----------------------------|--|
| 1 | KIT 2310 | 1 | Main Diff. Kit with Spider | Without diff. lock, old style welded IAD RD-20-140 |
| 2 | KIT 2396 | 1 | Spacer Kit | |
| 3 | KIT 2429 | 1 | Shim Kit | |
| 4 | KIT 576 | 1 | Snap Ring Kit | |
| 5 | KIT 2488 | 1 | IAD Kit | |
| 6 | 40-X-1145 | 1 | Nut | |
| 7 | KIT 2637 | 1 | Input Nut and Washer Kit | |
| 8 | KIT 4395 | 1 | Bearing & Seal Kit | |
| 9 | JM-511945 | 1 | Bearing Cone | |

KIT RD20145DL

| ITEM | PART NUMBER | QTY. | DESCRIPTION | REMARKS |
|------|----------------|------|----------------------------|--|
| 1 | KIT 2310 | 1 | Main Diff. Kit with Spider | With diff. lock, old style welded IAD. Later model bolted IAD carriers can use this kit. RD-17-144, RD-19-144, RD-20-145, RP-17-144, RP-19-144, RP-20-145 |
| 2 | KIT 2396 | 1 | Spacer Kit | |
| 3 | KIT 2429 | 1 | Shim Kit | |
| 4 | KIT 576 | 1 | Snap Ring Kit | |
| 5 | KIT 2488 | 1 | IAD Kit | |
| 6 | 40-X-1145 | 1 | Nut | |
| 7 | KIT 2637 | 1 | Input Nut and Washer Kit | |
| 8 | KIT 4405 | 1 | Bearing & Seal Kit | |
| 9 | JM-511945 | 1 | Bearing Cone | |
| 10 | 40-X-1233 | 1 | Lock Nut | |
| 11 | 1229-N-1730 | 1 | Washer | |
| 12 | A1-1205-X-2728 | 1 | Oil Seal Assembly | |

KIT RD20145NL

| ITEM | PART NUMBER | QTY. | DESCRIPTION | REMARKS |
|------|----------------|------|----------------------------|---|
| 1 | KIT 2310 | 1 | Main Diff. Kit with Spider | Without diff. lock, old style welded IAD. Later model bolted IAD carriers can use this kit. RD-17-144, RD-19-144, RD-20-145, RP-17-144, RP-19-144, RP-20-145 |
| 2 | KIT 2396 | 1 | Spacer Kit | |
| 3 | KIT 2429 | 1 | Shim Kit | |
| 4 | KIT 576 | 1 | Snap Ring Kit | |
| 5 | KIT 2488 | 1 | IAD Kit | |
| 6 | 40-X-1145 | 1 | Nut | |
| 7 | KIT 2637 | 2 | Input Nut and Washer Kit | |
| 8 | KIT 4395 | 1 | Bearing & Seal Kit | |
| 9 | JM-511945 | 1 | Bearing Cone | |
| 10 | 40-X-1233 | 1 | Lock Nut | |
| 11 | 1229-N-1730 | 1 | Washer | |
| 12 | A1-1205-X-2728 | 1 | Oil Seal Assembly | |

KIT RR22145 1873

| ITEM | PART NUMBER | QTY. | DESCRIPTION | REMARKS |
|------|-------------|------|----------------------------|------------------------------|
| 1 | KIT 2696 | 1 | Main Diff. Kit with Spider | Less diff lock. RR-22-145 |
| 2 | KIT 2637 | 1 | Input Nut and Washer Kit | |
| 3 | KIT 2322 | 1 | Spacer Kit | |
| 4 | KIT 1568 | 1 | Shim Kit | |
| 5 | KIT 4400 | 1 | Bearing & Seal Kit | |

KIT RS145 1500

| ITEM | PART NUMBER | QTY. | DESCRIPTION | REMARKS |
|------|-------------|------|----------------------------|--|
| 1 | KIT 2310 | 1 | Main Diff. Kit with Spider | For 3200-R-1500 DCDL carriers. RR-20-145, RS-21-145 |
| 2 | KIT 2637 | 1 | Input Nut and Washer Kit | |
| 3 | KIT 2322 | 1 | Spacer Kit | |
| 4 | KIT 2313 | 1 | Shim Kit | |
| 5 | KIT 4385 | 1 | Bearing & Seal Kit | |

KIT RS145 1547

| ITEM | PART NUMBER | QTY. | DESCRIPTION | REMARKS |
|------|-------------|------|----------------------------|---|
| 1 | KIT 2310 | 1 | Main Diff. Kit with Spider | For DCDL carriers other than 3200-R-1500. RR-17-144, RR-19-144, RR-20-145, RS-17-144, RS-19-144, RS-21-145 |
| 2 | KIT 2637 | 1 | Input Nut and Washer Kit | |
| 3 | KIT 2322 | 1 | Spacer Kit | |
| 4 | KIT 2313 | 1 | Shim Kit | |
| 5 | KIT 4390 | 1 | Bearing & Seal Kit | |

SERVICE KITS

KIT RS145 1676

| ITEM | PART NUMBER | QTY. | DESCRIPTION | REMARKS |
|------|-------------|------|----------------------------|--|
| 1 | KIT 2310 | 1 | Main Diff. Kit with Spider | Non-DCDL carriers. RR-20-140, RR-20-145, RS-17-144, RS-19-144 |
| 2 | KIT 2637 | 1 | Input Nut and Washer Kit | |
| 3 | KIT 2322 | 1 | Spacer Kit | |
| 4 | KIT 2313 | 1 | Shim Kit | |
| 5 | KIT 4400 | 1 | Bearing & Seal Kit | |
| 6 | KIT 1568 | 1 | Shim Kit | |

KIT RS17140

| ITEM | PART NUMBER | QTY. | DESCRIPTION | REMARKS |
|------|-------------|------|----------------------------|----------------------|
| 1 | KIT 2308 | 1 | Main Diff. Kit with Spider | RS-16-140, RS-17-140 |
| 2 | KIT 2636 | 1 | Fastener Kit | |
| 3 | KIT 2321 | 1 | Spacer Kit | |
| 4 | KIT 2313 | 1 | Shim Kit | |
| 5 | KIT 4345 | 1 | Bearing & Seal Kit | |

KIT 530

| ITEM | PART NUMBER | QTY. | DESCRIPTION | REMARKS |
|------|-------------|------|-----------------------------|---|
| 1 | 1229-A-2237 | 1 | Snap Ring - 3.94mm/.155 in. | Output shaft snap ring kit RD-20-140 |
| 2 | 1229-B-2238 | 1 | Snap Ring - 4.01mm/.158 in. | |
| 3 | 1229-C-2239 | 1 | Snap Ring - 4.09mm/.161 in. | |
| 4 | 1229-D-2240 | 1 | Snap Ring - 4.17mm/.164 in. | |
| 5 | 1229-E-2241 | 1 | Snap Ring - 4.24mm/.167 in. | |
| 6 | 1229-F-2242 | 1 | Snap Ring - 4.32mm/.170 in. | |
| 7 | 1229-G-2243 | 1 | Snap Ring - 4.39mm/.173 in. | |
| 8 | 1229-H-2244 | 1 | Snap Ring - 4.47mm/.176 in. | |
| 9 | 1229-J-2246 | 1 | Snap Ring - 4.55mm/.179 in. | |
| 10 | 1229-K-2247 | 1 | Snap Ring - 4.62mm/.182 in. | |

KIT 576

| ITEM | PART NUMBER | QTY. | DESCRIPTION | REMARKS |
|------|-------------|------|-------------|---|
| 1 | 1229-P-2590 | 1 | Ring-Snap | Output shaft snap ring kit MD-20-143, MP-20-143, RD-17-144, RD-17-145, RD-19-144, RD-20-145, RD-22-145, RP-17-144, RP-17-145, RP-19-144, RP-20-145, RP-22-145 |
| 2 | 1229-Q-2591 | 1 | Ring-Snap | |
| 3 | 1229-R-2592 | 1 | Ring-Snap | |
| 4 | 1229-S-2593 | 1 | Ring-Snap | |
| 5 | 1229-T-2594 | 1 | Ring-Snap | |
| 6 | 1229-U-2595 | 1 | Ring-Snap | |
| 7 | 1229-V-2596 | 1 | Ring-Snap | |
| 8 | 1229-W-2597 | 1 | Ring-Snap | |
| 9 | 1229-X-2598 | 1 | Ring-Snap | |
| 10 | 1229-Y-2599 | 1 | Ring-Snap | |

KIT 1568

| ITEM | PART NUMBER | QTY. | DESCRIPTION | REMARKS |
|------|-------------|------|------------------------|--|
| 1 | 2203-C-8115 | 1 | Shim - .075mm/.003 in. | 3200-S-1865 or all single or rear/rear models using pinion bearing shim OD 8.5" 140 Series |
| 2 | 2203-D-8116 | 3 | Shim - .125mm/.005 in. | |
| 3 | 2203-E-8117 | 4 | Shim - .250mm/.010 in. | |
| 4 | 2203-B-9804 | 1 | Shim - .500mm/.020 in. | |

KIT 1647

| ITEM | PART NUMBER | QTY. | DESCRIPTION | REMARKS |
|------|-------------|------|------------------------|---|
| 1 | 2203-F-2788 | 3 | Shim - .075mm/.003 in. | For Amboid drive axle. MR-20-143M, RD-17-144, RD-17-145, RD-19-144, RD-19-145, RD-20-145, RD-22-145, RP-17-144, RP-17-145, RP-19-144, RP-19-145, RP-20-145, RP-22-145 |
| 2 | 2203-G-2789 | 2 | Shim - .125mm/.005 in. | |
| 3 | 2203-H-2790 | 4 | Shim - .250mm/.010 in. | |

KIT 2308

| ITEM | PART NUMBER | QTY. | DESCRIPTION | REMARKS |
|------|-------------|------|----------------------------------|--|
| 1 | 2233-M-1027 | 4 | Differential Pinion, Finished | With diff. spider (1.85"-36 spline side gear). Original design. RS-16-140, RS-17-140 |
| 2 | 2234-T-1086 | 2 | Differential Side Gear, Finished | |
| 3 | 3278-D-82 | 1 | Differential Spider | |
| 4 | 1229-Z-3172 | 2 | Thrust Washer | |
| 5 | 1229-L-1026 | 4 | Thrust Washer | |

SERVICE KITS

KIT 2309

| ITEM | PART NUMBER | QTY. | DESCRIPTION | REMARKS |
|------|-------------|------|----------------------------------|--|
| 1 | 2233-M-1027 | 4 | Differential Pinion, Finished | Less diff. spider (1.85"-36 spline side gear). Original design. RS-16-140, RS-17-140 |
| 2 | 2234-T-1086 | 2 | Differential Side Gear, Finished | |
| 3 | 1229-Z-3172 | 2 | Thrust Washer | |
| 4 | 1229-L-1026 | 4 | Thrust Washer | |

KIT 2310

| ITEM | PART NUMBER | QTY. | DESCRIPTION | REMARKS |
|------|-------------|------|----------------------------------|--|
| 1 | 2233-J-1024 | 4 | Differential Pinion, Finished | With diff. spider (2.10"-41 spline side gear). MD-20-143, MP-20-143, MR-20-143, RD/RP/RR-17-144, RD/RP/RR-19-144, RD/RR-20-140, RD/RP/RR-20-145, RS-17-144, RS-19-144, RS-21-145 |
| 2 | 2234-U-1269 | 2 | Differential Side Gear, Finished | |
| 3 | 3278-S-305 | 1 | Differential Spider | |
| 4 | 1229-V-4624 | 2 | Thrust Washer | |
| 5 | 1229-R-1032 | 4 | Thrust Washer | |

KIT 2311

| ITEM | PART NUMBER | QTY. | DESCRIPTION | REMARKS |
|------|-------------|------|----------------------------------|--|
| 1 | 2233-J-1024 | 4 | Differential Pinion | Less diff. spider (2.10"-41 spline side gear). MD/MP/MR-20-143, RD/RP/RR-17-144, RD/RP/RR-19-144, RD/RR-20-140, RD/RP/RR-20-145, RS-17-144, RS-19-144, RS-21-145 |
| 2 | 2234-U-1269 | 2 | Differential Side Gear, Finished | |
| 3 | 1229-V-4624 | 2 | Thrust Washer | |
| 4 | 1229-R-1032 | 4 | Thrust Washer | |

KIT 2313

| ITEM | PART NUMBER | QTY. | DESCRIPTION | REMARKS |
|------|-------------|------|------------------------|--|
| 1 | 2803-Q-2851 | 3 | Shim - .075mm/.003 in. | 3200-L-1676 or all single or rear/rear models using pinion bearing shim OD 9.62". 140 Series |
| 2 | 2803-R-2852 | 2 | Shim - .125mm/.005 in. | |
| 3 | 2803-S-2853 | 4 | Shim - .250mm/.010 in. | |
| 4 | 2803-T-2854 | 1 | Shim - .500mm/.020 in. | |

KIT 2317

| ITEM | PART NUMBER | QTY. | DESCRIPTION | REMARKS |
|------|-------------|------|-------------|---|
| 1 | 41-X-1216 | 12 | Capscrew | Gear to case bolt kit (17.0 mm bolts prior to 4-88). MD/MP/MR-20-143, RD/RP/RR-17-144, RD/RP/RR-17-145, RD/RP/RR-19-144, RD/RR-20-140, RD/RP/RR-20-145, RD/RP/RR-22-145, RS-16-140, RS-16-141, RS-17-140, RS-17-141, RS-17-144, RS-17-145, RS-19-144, RS-19-145, RS-21-145 |
| 2 | 1229-U-1503 | 12 | Washer-Flat | |
| 3 | 40-X-1182 | 12 | Lock Nut | |

KIT 2321

| ITEM | PART NUMBER | QTY. | DESCRIPTION | REMARKS |
|------|-------------|------|--------------------------|--|
| 1 | 2203-V-9486 | 2 | Spacer - 8.35mm/.329 in. | Pinion bearing spacers RS-16-140, RS-17-140 |
| 2 | 2203-W-9487 | 2 | Spacer - 8.38mm/.330 in. | |
| 3 | 2203-X-9488 | 2 | Spacer - 8.40mm/.331 in. | |
| 4 | 2203-Y-9489 | 2 | Spacer - 8.43mm/.332 in. | |
| 5 | 2203-Z-9490 | 2 | Spacer - 8.45mm/.333 in. | |
| 6 | 2203-A-9491 | 2 | Spacer - 8.58mm/.338 in. | |
| 7 | 2203-B-9492 | 2 | Spacer - 8.70mm/.343 in. | |
| 8 | 2203-C-9493 | 2 | Spacer - 8.73mm/.344 in. | |
| 9 | 2203-D-9494 | 2 | Spacer - 8.75mm/.345 in. | |
| 10 | 2203-E-9495 | 2 | Spacer - 8.78mm/.346 in. | |
| 11 | 2203-F-9496 | 2 | Spacer - 8.80mm/.347 in. | |

KIT 2322

| ITEM | PART NUMBER | QTY. | DESCRIPTION | REMARKS |
|------|-------------|------|--------------------------|---|
| 1 | 2203-J-9474 | 2 | Spacer - 8.75mm/.345 in. | Pinion bearing spacers RR-17-144, RR-17-145, RR-19-144, RR-20-140, RR-20-145, RR-22-145, RS-16-141, RS-17-141, RS-17-144, RS-19-144, RS-19-145, RS-21-145 |
| 2 | 2203-K-9475 | 2 | Spacer - 8.78mm/.346 in. | |
| 3 | 2203-L-9476 | 2 | Spacer - 8.80mm/.347 in. | |
| 4 | 2203-M-9477 | 2 | Spacer - 8.83mm/.348 in. | |
| 5 | 2203-N-9478 | 2 | Spacer - 8.85mm/.349 in. | |
| 6 | 2203-P-9480 | 2 | Spacer - 8.98mm/.354 in. | |
| 7 | 2203-Q-9481 | 2 | Spacer - 9.10mm/.354 in. | |
| 8 | 2203-R-9482 | 2 | Spacer - 9.13mm/.359 in. | |
| 9 | 2203-S-9483 | 2 | Spacer - 9.15mm/.360 in. | |
| 10 | 2203-T-9484 | 2 | Spacer - 9.18mm/.361 in. | |
| 11 | 2203-U-9485 | 2 | Spacer - 9.20mm/.362 in. | |

SERVICE KITS

KIT 2389

| ITEM | PART NUMBER | QTY. | DESCRIPTION | REMARKS |
|------|-------------|------|----------------------------------|---|
| 1 | 2233-J-1024 | 4 | Differential Pinion | With diff. spider (2.00"-39 spline side gear). RD-17-145, RP-17-145, RS-16-140, RS-16-141, RS-17-140, RS-17-141 |
| 2 | 2234-V-1270 | 2 | Differential Side Gear, Finished | |
| 3 | 3278-S-305 | 1 | Differential Spider | |
| 4 | 1229-V-4624 | 2 | Thrust Washer | |
| 5 | 1229-R-1032 | 4 | Thrust Washer | |

KIT 2396

| ITEM | PART NUMBER | QTY. | DESCRIPTION | REMARKS |
|------|-------------|------|--------------------------|---|
| 1 | 2203-D-9806 | 2 | Spacer - 5.30mm/.209 in. | Pinion bearing spacers MD-20-143, MP-20-143, RD-17-145, RD-20-140, RD-20-145, RD-22-145, RP-17-145, RP-20-145, RP-22-145 |
| 2 | 2203-E-9807 | 2 | Spacer - 5.33mm/.210 in. | |
| 3 | 2203-F-9808 | 2 | Spacer - 5.35mm/.211 in. | |
| 4 | 2203-G-9809 | 2 | Spacer - 5.38mm/.212 in. | |
| 5 | 2203-H-9810 | 2 | Spacer - 5.40mm/.213 in. | |
| 6 | 2203-J-9812 | 2 | Spacer - 5.50mm/.217 in. | |
| 7 | 2203-K-9813 | 2 | Spacer - 5.60mm/.220 in. | |
| 8 | 2203-L-9814 | 2 | Spacer - 5.70mm/.224 in. | |
| 9 | 2203-M-9815 | 2 | Spacer - 5.80mm/.228 in. | |
| 10 | 2203-N-9816 | 2 | Spacer - 5.90mm/.232 in. | |
| 11 | 2203-P-9818 | 2 | Spacer - 6.00mm/.236 in. | |
| 12 | 2203-Q-9819 | 2 | Spacer - 6.10mm/.240 in. | |
| 13 | 2203-R-9820 | 2 | Spacer - 6.13mm/.241 in. | |
| 14 | 2203-S-9821 | 2 | Spacer - 6.15mm/.242 in. | |
| 15 | 2203-T-9822 | 2 | Spacer - 6.18mm/.243 in. | |
| 16 | 2203-U-9823 | 2 | Spacer - 6.20mm/.244 in. | |

KIT 2405

| ITEM | PART NUMBER | QTY. | DESCRIPTION | REMARKS |
|------|-------------|------|-------------|---|
| 1 | 3196-F-32 | 1 | Tube,Fin. | Minor repair kit for original design main differential lock carriers. RD-20-145, RP-20-145, RP-22-145, RR-20-145, RR-22-145, RS-21-145 |
| 2 | 2230-N-170 | 1 | Piston | |
| 3 | 5-X-1153 | 1 | O-Ring | |
| 4 | 2208-H-944 | 1 | Gasket | |
| 5 | 41-X-1364 | 4 | Capscrew | |
| 6 | MWA-506 | 4 | Washer | |

KIT 2413

| ITEM | PART NUMBER | QTY. | DESCRIPTION | REMARKS |
|------|-------------|------|------------------------|--|
| 1 | 3296-W-1167 | 1 | Shift Fork, Finished | RD-20-145, RD-22-145, RP-20-145, RP-22-145 |
| 2 | 3107-D-1018 | 1 | Clutch Collar | |
| 3 | 2244-L-1026 | 1 | Shift Shaft | |
| 4 | 43-X-1006 | 1 | Roll Pin | |
| 5 | 2258-L-714 | 1 | Spring | |
| 6 | 3196-F-32 | 1 | Tube,Fin. | |
| 7 | 2230-N-170 | 1 | Piston | |
| 8 | 5-X-1153 | 1 | O-Ring | |
| 9 | 2208-H-944 | 1 | Gasket | |
| 10 | 3266-F-1020 | 1 | Cover,Fin. | |
| 11 | MWA-506 | 4 | Washer | |
| 12 | 41-X-1364 | 4 | Capscrew | |
| 13 | 2208-L-1000 | 1 | Gasket | |
| 14 | MS-210016-1 | 1 | Capscrew | |
| 15 | 41-X-1333 | 1 | Capscrew | |
| 16 | 3237-W-1167 | 1 | Switch Assembly Sensor | |
| 17 | 1227-P-1056 | 1 | Sensor Adjusting Nut | |
| 18 | 2257-M-1235 | 1 | Sensor/Switch Clip | |

SERVICE KITS

KIT 2420

| ITEM | PART NUMBER | QTY. | DESCRIPTION | REMARKS |
|------|-------------|------|----------------------------------|--|
| 1 | 2233-U-1035 | 4 | Differential Pinion | IAD nest kit for the bolted IAD. Includes forward and rear side gears. For carriers built after 10/98. MD-20-143, MP-20-143, RD-17-144, RP-17-144, RD-19-144, RP-19-144, RD-17-145, RP-17-145, RD-19-145, RP-19-145, RD-20-145, RP-20-145 |
| 2 | 2234-R-1188 | 1 | Differential Side Gear, Finished | |
| 3 | 3892-S-5843 | 1 | Forward IAD Gear | |
| 4 | 2297-E-5335 | 1 | Snap Ring | |
| 5 | 3278-A-1119 | 1 | Differential Spider, Finished | |
| 6 | 1229-T-1606 | 4 | Thrust Washer | |
| 7 | 1229-S-4985 | 1 | Thrust Washer | |

KIT 2429

| ITEM | PART NUMBER | QTY. | DESCRIPTION | REMARKS |
|------|-------------|------|------------------------|---|
| 1 | 2203-K-9241 | 1 | Shim - .076mm/.003 in. | MD-20-143, MP-20-143, RD-17-144, RD-17-145, RP-17-144, RD-20-140, RD-20-145, RD-22-145, RP-17-144, RP-17-145, RP-19-144, RP-20-145, RP-22-145 |
| 2 | 2203-L-9242 | 1 | Shim - .127mm/.005 in. | |
| 3 | 2203-M-9243 | 4 | Shim - .254mm/.010 in. | |
| 4 | 2203-F-2788 | 1 | Shim - .075mm/.003 in. | |
| 5 | 2203-G-2789 | 1 | Shim - .125mm/.005 in. | |
| 6 | 2203-H-2790 | 4 | Shim - .250mm/.010 in. | |

KIT 2431

| ITEM | PART NUMBER | QTY. | DESCRIPTION | REMARKS |
|------|-------------|------|----------------------------------|--|
| 1 | 2233-J-1024 | 4 | Differential Pinion | Less diff. spider (2.00"-39 spline side gear). RD-17-145, RP-17-145, RR-17-145, RS-16-140, RS-16-141, RS-17-140, RS-17-141, RS-19-145 |
| 2 | 2234-V-1270 | 2 | Differential Side Gear, Finished | |
| 3 | 1229-V-4624 | 2 | Thrust Washer | |
| 4 | 1229-R-1032 | 4 | Thrust Washer | |

KIT 2445

| ITEM | PART NUMBER | QTY. | DESCRIPTION | REMARKS |
|------|-------------|------|--------------------------------|--|
| 1 | 3261-R-1084 | 1 | Shift Unit Cylinder, Finished | For "reverse-air" Navistar only. 140 Series |
| 2 | 3266-Q-1161 | 1 | Cover, Finished | |
| 3 | 2230-D-1096 | 1 | Piston | |
| 4 | 2244-D-1070 | 1 | Differential Lock Out Push Rod | |
| 5 | 2258-E-1175 | 1 | Spring | |
| 6 | 5-X-1195 | 1 | O-Ring | |
| 7 | 5-X-1196 | 1 | O-Ring | |
| 8 | 5-X-1197 | 1 | O-Ring | |
| 9 | 1229-P-4280 | 1 | Snap Ring | |
| 10 | 1229-W-1245 | 1 | Snap Ring | |
| 11 | MS-206060-1 | 4 | Capscrew | |
| 12 | 41-X-1080 | 2 | Special Screw | |
| 13 | MWA-506 | 6 | Washer | |

KIT 2446

| ITEM | PART NUMBER | QTY. | DESCRIPTION | REMARKS |
|------|-------------|------|-------------|--|
| 1 | 2258-E-1175 | 1 | Spring | For "reverse-air" Navistar only. 140 Series |
| 2 | 2230-D-1096 | 1 | Piston | |
| 3 | 5-X-1195 | 1 | O-Ring | |
| 4 | 5-X-1196 | 1 | O-Ring | |
| 5 | 5-X-1197 | 1 | O-Ring | |
| 6 | 1229-P-4280 | 1 | Snap Ring | |
| 7 | 1229-W-1245 | 1 | Snap Ring | |

SERVICE KITS

KIT 2482

| ITEM | PART NUMBER | QTY. | DESCRIPTION | REMARKS |
|------|-------------|------|---------------------|----------------------------------|
| 1 | 3892-S-5843 | 1 | Forward IAD Gear | MD-20-143, MP-20-143, RD-17-145, |
| 2 | 3892-N-4902 | 1 | Helical Driven Gear | RD-20-140, RD-20-145, RD-22-145, |
| 3 | 1229-S-4985 | 1 | Thrust Washer | RP-17-145, RP-22-145 |

KIT 2488

| ITEM | PART NUMBER | QTY. | DESCRIPTION | REMARKS |
|------|---------------|------|---|---|
| 1 | A-3235-W-2025 | 1 | Interaxle Differential Case & Nest Assembly | Old style IAD (1.77"-34 spline side gear). |
| 2 | 2234-R-1188 | 1 | Differential Side Gear, Finished | Services all forward carriers built before 10/98. |
| 3 | 3892-S-5843 | 1 | Forward IAD Gear | After 10/98 use KIT 2522. RD-17-145, |
| 4 | 1229-S-4985 | 1 | Thrust Washer | RD-20-140, RD-20-145, RD-22-145, |
| 5 | 2297-E-5335 | 1 | Snap Ring | RP-17-145, RP-20-145, RP-22-145 |

KIT 2511

| ITEM | PART NUMBER | QTY. | DESCRIPTION | REMARKS |
|------|-------------|------|----------------|---------------------------------|
| 1 | 3216-S-4361 | 2 | Tube Finished | ABS carrier 2"-39 spline |
| 2 | 42-X-1248 | 2 | Special Washer | RD-20-145, RP-20-145, RR-20-145 |
| 3 | 1229-H-4428 | 2 | Snap Ring | |

KIT 2512

| ITEM | PART NUMBER | QTY. | DESCRIPTION | REMARKS |
|------|-------------|------|----------------|-----------------------------|
| 1 | 3216-Q-4359 | 2 | Tube, Fin. | ABS carrier 2.10"-41 spline |
| 2 | 42-X-1248 | 2 | Special Washer | RD-17-145, RR-17-145 |
| 3 | 1229-H-4428 | 2 | Snap Ring | |

KIT 2522

| ITEM | PART NUMBER | QTY. | DESCRIPTION | REMARKS |
|------|---------------|------|---|--|
| 1 | A-3235-N-2380 | 1 | Interaxle Differential Case & Nest Assembly | New style IAD. Use for carriers built after 10/98. |
| 2 | 2234-R-1188 | 1 | Differential Side Gear, Finished | MD-20-143, MP-20-143, RD-17-144, |
| 3 | 3892-S-5843 | 1 | Forward IAD Gear | RD-17-145, RD-19-144, RD-20-140, |
| 4 | 1229-S-4985 | 1 | Thrust Washer | RD-20-145, RD-22-145, RP-17-144, |
| 5 | 2297-E-5335 | 1 | Snap Ring | RP-17-145, RP-19-144, RP-20-145, RP-22-145 |

KIT 2541

| ITEM | PART NUMBER | QTY. | DESCRIPTION | REMARKS |
|------|-------------|------|---------------------------|-------------------------------------|
| 1 | 1244-M-2431 | 1 | Spacer - 9.40mm/.370 in. | For Amboid drive axle. MR-20-143 |
| 2 | 1244-N-2432 | 1 | Spacer - 9.43mm/.371 in. | |
| 3 | 1244-P-2434 | 1 | Spacer - 9.45mm/.372 in. | |
| 4 | 1244-Q-2435 | 1 | Spacer - 9.48mm/.373 in. | |
| 5 | 1244-R-2436 | 1 | Spacer - 9.50mm/.374 in. | |
| 6 | 1244-S-2437 | 1 | Spacer - 9.60mm/.378 in. | |
| 7 | 1244-T-2438 | 1 | Spacer - 9.70mm/.382 in. | |
| 8 | 1244-U-2439 | 1 | Spacer - 9.80mm/.386 in. | |
| 9 | 1244-V-2440 | 1 | Spacer - 9.90mm/.390 in. | |
| 10 | 1244-W-2441 | 1 | Spacer - 10.00mm/.394 in. | |
| 11 | 1244-X-2442 | 1 | Spacer - 10.10mm/.398 in. | |
| 12 | 1244-Y-2443 | 1 | Spacer - 10.20mm/.402 in. | |
| 13 | 1244-Z-2444 | 1 | Spacer - 10.23mm/.403 in. | |
| 14 | 1244-A-2445 | 1 | Spacer - 10.25mm/.404 in. | |
| 15 | 1244-B-2446 | 1 | Spacer - 10.28mm/.405 in. | |
| 16 | 1244-C-2447 | 1 | Spacer - 10.30mm/.406 in. | |

KIT 2636

| ITEM | PART NUMBER | QTY. | DESCRIPTION | REMARKS |
|------|-------------|------|-------------|---|
| 1 | 40-X-1236 | 1 | Lock Nut | M32 x 1.5 nut thread. Rear input, front output. |
| 2 | 1229-A-2653 | 1 | Washer-Flat | 140 Series |

KIT 2637

| ITEM | PART NUMBER | QTY. | DESCRIPTION | REMARKS |
|------|-------------|------|-------------|--|
| 1 | 40-X-1237 | 1 | Lock Nut | M39 x 1.5 nut thread. Front input, rear input. |
| 2 | 1229-T-1736 | 1 | Washer-Flat | 140 Series |

KIT 2638

| ITEM | PART NUMBER | QTY. | DESCRIPTION | REMARKS |
|------|-------------|------|-------------|------------------------------------|
| 1 | 40-X-1233 | 1 | Lock Nut | M45 x 1.5 nut thread. Front input. |
| 2 | 1229-W-4521 | 1 | Washer | 140 Series |

SERVICE KITS

KIT 2647

| ITEM | PART NUMBER | QTY. | DESCRIPTION | REMARKS |
|------|--------------|------|--|---|
| 1 | 3235-T-2152 | 1 | Half Flange Differential Case, Finished | Diff. case and spider update kit. For 44,000 lb. tandems without differential lock. 4.30 ratio and slower. RD-22-145, RP-22-145, RR-22-145 |
| 2 | 3235-U-2153 | 1 | Plain Half Differential Spider, Finished | |
| 3 | 41-X-1327 | 16 | Special Screw | |
| 4 | 1229-C-1511 | 16 | Washer-Flat | |
| 5 | 3278-Y-1117F | 1 | Differential Spider, Finished | |

KIT 2648

| ITEM | PART NUMBER | QTY. | DESCRIPTION | REMARKS |
|------|--------------|------|---|--|
| 1 | 3235-T-2152 | 1 | Half Flange Differential Case, Finished | Diff. case and spider update kit. For 44,000 lb. tandems with differential lock. 4.30 ratio and slower. RD-22-145, RP-22-145, RR-22-145 |
| 2 | 3235-V-2154 | 1 | Plain Half Differential Case, Finished | |
| 3 | 41-X-1327 | 16 | Special Screw | |
| 4 | 1229-C-1511 | 16 | Washer-Flat | |
| 5 | 3278-Y-1117F | 1 | Differential Spider, Finished | |

KIT 2662

| ITEM | PART NUMBER | QTY. | DESCRIPTION | REMARKS |
|------|---------------|------|------------------------|--|
| 1 | 3296-Z-1170 | 1 | Shift Fork, Finished | Screw in air shift cage kit for post 11/93 DCDL 145 series carriers RD-17-144, RD-19-144, RD-20-145, RD-22-145, RP-17-144, RP-19-144, RP-20-145, RP-22-145, RR-17-144, RR-19-144, RR-20-145, RR-22-145, RS-17-144, RS-19-144, RS-21-145 |
| 2 | 3107-D-1018 | 1 | Clutch Collar | |
| 3 | 3237-W-1167 | 1 | Switch Assembly Sensor | |
| 4 | 2257-M-1235 | 1 | Sensor/Switch Clip | |
| 5 | 2258-N-1262 | 1 | Spring | |
| 6 | 5-X-521 | 1 | O-Ring | |
| 7 | A-3261-A-1067 | 1 | DCDL Shift Cylinder | |
| 8 | 41-X-1368 | 1 | Caging Bolt | |
| 9 | 2244-Z-1222 | 1 | Push Rod | |

KIT 2664

| ITEM | PART NUMBER | QTY. | DESCRIPTION | REMARKS |
|------|--------------|------|---|--|
| 1 | 3235-D-2188 | 1 | Half Flange Differential Case, Finished | Diff. case and spider update kit. For 44,000 lb. tandems with differential lock. Ratios 3.42 thru 4.11. RD-22-145, RP-22-145, RR-22-145 |
| 2 | 3235-V-2154 | 1 | Plain Half Differential Case, Finished | |
| 3 | 41-X-1327 | 16 | Special Screw | |
| 4 | 1229-C-1511 | 16 | Washer-Flat | |
| 5 | 3278-Y-1117F | 1 | Differential Spider, Finished | |

KIT 2665

| ITEM | PART NUMBER | QTY. | DESCRIPTION | REMARKS |
|------|--------------|------|--|--|
| 1 | 3235-D-2188 | 1 | Half Flange Differential Case, Finished | Diff. case and spider update kit. For 44,000 lb. tandems with differential lock. Ratios 3.42 thru 4.11. RD-22-145, RP-22-145, RR-22-145 |
| 2 | 3235-U-2153 | 1 | Plain Half Differential Spider, Finished | |
| 3 | 41-X-1327 | 16 | Special Screw | |
| 4 | 1229-C-1511 | 16 | Washer-Flat | |
| 5 | 3278-Y-1117F | 1 | Differential Spider, Finished | |

KIT 2668

| ITEM | PART NUMBER | QTY. | DESCRIPTION | REMARKS |
|------|-------------|------|-----------------|--|
| 1 | 10-X-1594 | 7 | Screw-Special | Carrier to housing capscrew kit. 145 Series Forward |
| 2 | 10-X-1597 | 3 | Screw-Special | |
| 3 | 1229-W-1557 | 12 | Washer-Hardened | |

KIT 2686

| ITEM | PART NUMBER | QTY. | DESCRIPTION | REMARKS |
|------|-------------|------|--------------------------------|--|
| 1 | 2244-D-1070 | 1 | Differential Lock Out Push Rod | Navistar "reverse air" shift RD-20-145, RD-22-145, RP-20-145, RP-22-145 |
| 2 | 3266-Q-1161 | 1 | Cover, Finished | |

KIT 2691

| ITEM | PART NUMBER | QTY. | DESCRIPTION | REMARKS |
|------|---------------|------|---------------------|---|
| 1 | A-3261-A-1067 | 1 | DCDL Shift Cylinder | Main diff. lock, screw-in shift, Services all new style screw-in type main differential lock carriers. MD-20-143, MP-20-143, RD-17-144, RD-19-144, RD-20-145, RD-22-145, RP-17-144, RP-19-144, RP-20-145, RP-22-145, RR-17-144, RR-19-144, RR-20-145, RS-17-144, RS-19-144, RS-21-145 |
| 2 | 2244-Z-1222 | 1 | Push Rod | |
| 3 | 41-X-1368 | 1 | Caging Bolt | |
| 4 | 5-X-521 | 1 | O-Ring | |

SERVICE KITS

KIT 2696

| ITEM | PART NUMBER | QTY. | DESCRIPTION | REMARKS |
|------|--------------|------|----------------------------------|--|
| 1 | 2233-X-1116 | 4 | Differential Pinion | With diff. spider (2.10"-41 spline side gear) RD-22-145, RP-22-145, RR-22-145 |
| 2 | 2234-X-1272 | 2 | Differential Side Gear, Finished | |
| 3 | 3278-Y-1117F | 1 | Differential Spider, Finished | |
| 4 | 1229-V-4624 | 2 | Thrust Washer | |
| 5 | 1229-R-1032 | 4 | Thrust Washer | |

KIT 2703

| ITEM | PART NUMBER | QTY. | DESCRIPTION | REMARKS |
|------|-------------|------|----------------------------------|--|
| 1 | 2233-X-1116 | 4 | Differential Pinion | Less diff. spider (2.10"-41 spline side gear) RD-22-145, RP-22-145, RR-22-145 |
| 2 | 2234-X-1272 | 2 | Differential Side Gear, Finished | |
| 3 | 1229-V-4624 | 2 | Thrust Washer | |
| 4 | 1229-R-1032 | 4 | Thrust Washer | |

KIT 2704

| ITEM | PART NUMBER | QTY. | DESCRIPTION | REMARKS |
|------|-------------|------|-------------|---|
| 1 | KIT 2752 | 1 | Update Kit | Carrier and cap update kit (with diff. lock, less pump) RD-20-145, RD-22-145 |
| 2 | KIT 2825 | 1 | Shift Kit | |

KIT 2705

| ITEM | PART NUMBER | QTY. | DESCRIPTION | REMARKS |
|------|-------------|------|-------------|---|
| 1 | KIT 2754 | 1 | Update Kit | Carrier and cap update kit (with diff. lock, with pump) RD-20-145, RP-22-145 |
| 2 | KIT 2825 | 1 | Shift Kit | |

KIT 2706

| ITEM | PART NUMBER | QTY. | DESCRIPTION | REMARKS |
|------|-------------|------|-------------|---|
| 1 | KIT 2751 | 1 | Update Kit | Carrier and cap update kit (less diff. lock, less pump) MD-20-143, RD-17-145, RD-20-140, RD-20-145, RD-22-145 |
| 2 | KIT 2825 | 1 | Shift Kit | |

KIT 2709

| ITEM | PART NUMBER | QTY. | DESCRIPTION | REMARKS |
|------|-------------|------|-------------|---|
| 1 | 5-X-1195 | 1 | O-Ring | Navistar "reverse air" shift RD-17-145, RD-20-140, RD-20-145, RD-22-145, RP-20-145, RP-22-145 |
| 2 | 5-X-1196 | 1 | O-Ring | |
| 3 | 5-X-1197 | 1 | O-Ring | |
| 4 | 1229-P-4280 | 1 | Snap Ring | |

KIT 2730

| ITEM | PART NUMBER | QTY. | DESCRIPTION | REMARKS |
|------|----------------|------|---------------------------------------|---|
| 1 | A2-3200-L-1676 | 1 | Differential Carrier and Cap Assembly | Carrier and cap update kit (with diff case assembly, all ratios except 3.91 and 4.10) less diff. lock RR-20-145, RP-22-145, RS-21-145 |
| 2 | A8-3235-W-1843 | 1 | Case Assy-Diff | |
| 3 | JM-716610 | 1 | Bearing Cup | |
| 4 | JM-716649 | 1 | Bearing Cone | |
| 5 | 2214-C-1095 | 1 | Bearing Adjuster Ring, Finished | |

KIT 2743

| ITEM | PART NUMBER | QTY. | DESCRIPTION | REMARKS |
|------|---------------|------|---|---|
| 1 | A-3235-W-2025 | 1 | Interaxle Differential Case & Nest Assembly | Inter-axle diff., shift fork and clutch collar, old style RD-17-145, RD-20-140, RD-20-145, RD-22-145, RP-17-145, RP-20-145, RP-22-145 |
| 2 | 3107-M-1183 | 1 | Clutch Collar | |
| 3 | 3296-Z-1326 | 1 | Shift Fork, Finished | |

KIT 2747

| ITEM | PART NUMBER | QTY. | DESCRIPTION | REMARKS |
|------|----------------|------|---------------------------------------|--|
| 1 | A2-3200-E-1981 | 1 | Differential Carrier and Cap Assembly | Carrier and cap update kit (with diff. lock, less pump) RD-20-145 |
| 2 | KIT 2691 | 1 | Shift Cylinder Kit | |
| 3 | 2206-L-1156 | 1 | Elbow Fitting | |
| 4 | 3296-Z-1170 | 1 | Shift Fork, Finished | |
| 5 | 2258-N-1262 | 1 | Spring | |

SERVICE KITS

KIT 2750

| ITEM | PART NUMBER | QTY. | DESCRIPTION | REMARKS |
|------|---------------|------|---------------------|---|
| 1 | A-3261-A-1067 | 1 | DCDL Shift Cylinder | Main diff. lock, screw-in shift, Services all new style screw-in type main differential lock carriers. MD-20-143, MP-20-143, RD-17-144, RD-19-144, RD-20-145, RD-22-145, RP-17-144, RP-19-144, RP-20-145, RP-22-145, RR-17-144, RR-19-144, RR-20-145, RS-17-144, RS-19-144, RS-21-145 |
| 2 | 2244-Z-1222 | 1 | Push Rod | |
| 3 | 2258-N-1262 | 1 | Spring | |
| 4 | 5-X-521 | 1 | O-Ring | |
| 5 | 41-X-1368 | 1 | Caging Bolt | |

KIT 2751

| ITEM | PART NUMBER | QTY. | DESCRIPTION | REMARKS |
|------|----------------|------|---------------------------------------|---|
| 1 | A2-3200-D-1980 | 1 | Differential Carrier and Cap Assembly | Carrier and cap update kit (less diff. lock, less pump, with thrust screw) MD-20-143, RD-17-145, RD-20-140, RD-20-145, RD-22-145 |
| 2 | 41-X-1371 | 1 | Thrust Screw | |
| 3 | 40-X-1016 | 1 | Jam Nut | |

KIT 2752

| ITEM | PART NUMBER | QTY. | DESCRIPTION | REMARKS |
|------|----------------|------|---------------------------------------|---|
| 1 | A2-3200-F-1982 | 1 | Differential Carrier and Cap Assembly | Carrier and cap update kit (with diff. lock, less pump, with thrust screw) RD-22-145 |
| 2 | KIT 2691 | 1 | Shift Cylinder Kit | |
| 3 | 2206-L-1156 | 1 | Elbow Fitting | |
| 4 | 3296-Z-1170 | 1 | Shift Fork, Finished | |
| 5 | 2258-N-1262 | 1 | Spring | |

KIT 2753

| ITEM | PART NUMBER | QTY. | DESCRIPTION | REMARKS |
|------|----------------|------|---------------------------------------|---|
| 1 | A2-3200-J-1986 | 1 | Differential Carrier and Cap Assembly | Carrier and cap update kit (less diff. lock, with pump, with thrust screw) RP-22-145 |
| 2 | 41-X-1371 | 1 | Thrust Screw | |
| 3 | 40-X-1016 | 1 | Jam Nut | |

KIT 2754

| ITEM | PART NUMBER | QTY. | DESCRIPTION | REMARKS |
|------|----------------|------|---------------------------------------|---|
| 1 | A2-3200-L-1988 | 1 | Differential Carrier and Cap Assembly | Carrier and cap update kit (with diff. lock, with pump, with thrust screw) MP-20-143, RP-20-145, RP-22-145 |
| 2 | KIT 2691 | 1 | Shift Cylinder Kit | |
| 3 | 2206-L-1156 | 1 | Elbow Fitting | |
| 4 | 3296-Z-1170 | 1 | Shift Fork, Finished | |
| 5 | 2258-N-1262 | 1 | Spring | |

KIT 2755

| ITEM | PART NUMBER | QTY. | DESCRIPTION | REMARKS |
|------|----------------|------|---------------------------------------|--|
| 1 | A2-3200-F-1904 | 1 | Differential Carrier and Cap Assembly | Carrier and cap update kit (with diff. lock, with thrust screw) RR-20-145, RR-22-145, RS-21-145 |
| 2 | KIT 2691 | 1 | Shift Cylinder Kit | |
| 3 | 2206-L-1156 | 1 | Elbow Fitting | |
| 4 | 3296-Z-1170 | 1 | Shift Fork, Finished | |
| 5 | 2258-N-1262 | 1 | Spring | |
| 6 | 40-X-1016 | 1 | Jam Nut | |
| 7 | 41-X-1371 | 1 | Thrust Screw | |

KIT 2756

| ITEM | PART NUMBER | QTY. | DESCRIPTION | REMARKS |
|------|----------------|------|---------------------------------------|--|
| 1 | A2-3200-A-1873 | 1 | Differential Carrier and Cap Assembly | Carrier and cap update kit (with thrust screw) RR-17-145, RR-20-140, RR-20-145, RR-22-145, RS-16-141, RS-17-141, RS-19-145, RS-21-145 |
| 2 | 41-X-1371 | 1 | Thrust Screw | |
| 3 | 40-X-1016 | 1 | Jam Nut | |

KIT 2758

| ITEM | PART NUMBER | QTY. | DESCRIPTION | REMARKS |
|------|-------------|------|----------------------------------|---|
| 1 | 2234-V-1270 | 1 | Differential Side Gear, Finished | Side gear and washer kit (2"-39 spline side gear) RD-17-145, RP-17-145, RR-17-145, RS-16-140, RS-16-141, RS-17-140, RS-17-141, RS-19-145 |
| 2 | 1229-V-4624 | 1 | Thrust Washer | |

SERVICE KITS

KIT 2759

| ITEM | PART NUMBER | QTY. | DESCRIPTION | REMARKS |
|------|-------------|------|----------------------------------|---|
| 1 | 2234-U-1269 | 1 | Differential Side Gear, Finished | Side gear and washer kit (2.1"-41 spline side gear) RD-20-140, RD-20-145, RP-20-145, RR-20-140, RR-20-145, RS-21-145 |
| 2 | 1229-V-4624 | 1 | Thrust Washer | |

KIT 2760

| ITEM | PART NUMBER | QTY. | DESCRIPTION | REMARKS |
|------|-------------|------|----------------------------------|---|
| 1 | 2234-X-1272 | 1 | Differential Side Gear, Finished | Side gear and washer kit (2.1"-41 spline side gear) RD-22-145, RP-22-145, RR-22-145 |
| 2 | 1229-V-4624 | 1 | Thrust Washer | |

KIT 2761

| ITEM | PART NUMBER | QTY. | DESCRIPTION | REMARKS |
|------|-------------|------|-------------|---|
| 1 | 1229-G-1021 | 1 | Washer-Flat | RD-17-145, RP-17-145, RR-17-145, RS-16-140, RS-16-141, RS-17-140, RS-17-141, RS-17-145, RS-19-145 |
| 2 | 1229-J-4638 | 1 | Washer-Lock | |

KIT 2819

| ITEM | PART NUMBER | QTY. | DESCRIPTION | REMARKS |
|------|-------------|------|-----------------|---------------------------------------|
| 1 | 1229-D-4632 | 16 | Washer-Hardened | Diff case capscrew kit. 145 Series |
| 2 | 2297-F-6324 | 1 | Loctite | |
| 3 | 41-X-1327 | 16 | Special Screw | |

KIT 2824

| ITEM | PART NUMBER | QTY. | DESCRIPTION | REMARKS |
|------|---------------|------|---------------------|-------------------------------------|
| 1 | 2244-Z-1222 | 1 | Push Rod | Main Differential Kit 140 Series |
| 2 | A-3261-A-1067 | 1 | DCDL Shift Cylinder | |

KIT 2825

| ITEM | PART NUMBER | QTY. | DESCRIPTION | REMARKS |
|------|----------------|------|-----------------------------|--|
| 1 | 2244-Y-1221 | 1 | Push Rod | I.A.D. shift cylinder kit. 145 Series |
| 2 | A4-3261-Q-1057 | 1 | IAD Shift Cylinder Assembly | |

KIT 2833

| ITEM | PART NUMBER | QTY. | DESCRIPTION | REMARKS |
|------|----------------|------|-----------------------|---|
| 1 | A1-1205-X-2728 | 1 | Oil Seal Assembly | Converts 145 series pump version 2"-39 input shaft to 2.35"-46 spline version. 145 Series |
| 2 | A1-3297-T-1346 | 1 | Input Shaft Assembly | |
| 3 | A-3226-D-1226 | 1 | Bearing Cage Assembly | |
| 4 | JM-511945 | 1 | Bearing Cone | |

KIT 2834

| ITEM | PART NUMBER | QTY. | DESCRIPTION | REMARKS |
|------|----------------|------|-----------------------|--|
| 1 | A1-1205-X-2728 | 1 | Oil Seal Assembly | Converts 145 series less pump version 2"-39 input shaft to 2.35"-46 spline version. 145 Series |
| 2 | A-3226-V-1296 | 1 | Bearing Cage Assembly | |
| 3 | A-3297-U-1347 | 1 | Input Shaft Assembly | |
| 4 | JM-511945 | 1 | Bearing Cone | |

KIT 2835

| ITEM | PART NUMBER | QTY. | DESCRIPTION | REMARKS |
|------|---------------|------|-----------------------|---|
| 1 | A-3303-P-1030 | 1 | Oil Pump Assembly | Pump update kit MP-20-143, RP-17-145, RP-20-145, RP-22-145 |
| 2 | KIT 2833 | 1 | Input Shaft Conv. Kit | |

KIT 4007

| ITEM | PART NUMBER | QTY. | DESCRIPTION | REMARKS |
|------|-------------|------|------------------|---|
| 1 | 1229-S-4985 | 1 | Thrust Washer | Helical drive gear and thrust washer, replacing 3892-R-4932. 145 Series Forward |
| 2 | 3892-S-5843 | 1 | Forward IAD Gear | |

SERVICE KITS

KIT 4284

| ITEM | PART NUMBER | QTY. | DESCRIPTION | REMARKS |
|------|-------------|------|-------------|----------------------------|
| 1 | 41-X-1637 | 2 | Capscrew | Lock pin kit 145 Series |
| 2 | 1199-R-2176 | 2 | Cotter Pin | |
| 3 | 1246-P-1134 | 1 | Spirol Pin | |

KIT 4345

| ITEM | PART NUMBER | QTY. | DESCRIPTION | REMARKS |
|------|---------------|------|----------------|----------------------|
| 1 | JM-716610 | 1 | Bearing Cup | RS-16-140, RS-17-140 |
| 2 | 1228-L-1130 | 1 | Bearing Cup | |
| 3 | 55200C | 1 | Bearing Cone | |
| 4 | M804049 | 1 | Bearing Cone | |
| 5 | 1228-F-552 | 1 | Spigot Bearing | |
| 6 | JM-716649 | 1 | Bearing Cone | |
| 7 | A-1228-L-1130 | 1 | Bearing Cone | |
| 8 | 55437 | 1 | Bearing Cup | |
| 9 | M804010 | 1 | Bearing Cup | |
| 10 | A-1205-D-1928 | 1 | Seal Assy | |

KIT 4350

| ITEM | PART NUMBER | QTY. | DESCRIPTION | REMARKS |
|------|---------------|------|----------------|----------------------|
| 1 | M804010 | 1 | Bearing Cup | RS-16-140, RS-17-140 |
| 2 | M804049 | 1 | Bearing Cone | |
| 3 | 55437 | 1 | Bearing Cup | |
| 4 | 55200C | 1 | Bearing Cone | |
| 5 | 1228-F-552 | 1 | Spigot Bearing | |
| 6 | JM-716610 | 2 | Bearing Cup | |
| 7 | JM-716649 | 2 | Bearing Cone | |
| 8 | A-1205-D-1928 | 1 | Seal Assy | |

KIT 4356

| ITEM | PART NUMBER | QTY. | DESCRIPTION | REMARKS |
|------|----------------|------|-------------------|-----------------------------------|
| 1 | H715311 | 1 | Bearing Cup | New Style Thru-Shaft RD-20-140 |
| 2 | 72487 | 1 | Bearing Cup | |
| 3 | JLM-710910 | 1 | Bearing Cup | |
| 4 | H715334 | 1 | Bearing Cone | |
| 5 | 72212C | 1 | Bearing Cone | |
| 6 | LM-603011 | 2 | Bearing Cup | |
| 7 | JM-716610 | 2 | Bearing Cup | |
| 8 | JLM-710949C | 1 | Bearing Cone | |
| 9 | 3920 | 1 | Bearing Cup | |
| 10 | A1-1205-X-2728 | 1 | Oil Seal Assembly | |
| 11 | A-1205-G-2425 | 1 | Seal Assembly | |
| 12 | 5-X-1034 | 1 | O-Ring | |
| 13 | JM-511945 | 1 | Bearing Cone | |
| 14 | LM-603049 | 2 | Bearing Cone | |
| 15 | JM-716649 | 2 | Bearing Cone | |
| 16 | 5-X-1343 | 1 | O-Ring | |

KIT 4385

| ITEM | PART NUMBER | QTY. | DESCRIPTION | REMARKS |
|------|----------------|------|--------------------------|---------------------------------|
| 1 | 72212C | 1 | Bearing Cone | RR-20-145, RR-22-145, RS-21-145 |
| 2 | 55206C | 1 | Bearing Cone | |
| 3 | A1-1228-H-606 | 2 | Tapered Bearing Assembly | |
| 4 | 72487 | 1 | Bearing Cup | |
| 5 | 55437 | 1 | Bearing Cup | |
| 6 | 1228-F-552 | 1 | Spigot Bearing | |
| 7 | A1-1205-Z-2730 | 1 | Oil Seal Assembly | |

SERVICE KITS

KIT 4390

| ITEM | PART NUMBER | QTY. | DESCRIPTION | REMARKS |
|------|----------------|------|-------------------|---|
| 1 | JM-716649 | 1 | Bearing Cone | RR-17-144, RR-19-144, RR-20-145, RR-22-145, RS-17-144, RS-19-144, RS-21-145 |
| 2 | A-1228-L-1130 | 1 | Bearing Cone | |
| 3 | JM-716610 | 1 | Bearing Cup | |
| 4 | 1228-L-1130 | 1 | Bearing Cup | |
| 5 | 72487 | 1 | Bearing Cup | |
| 6 | 55437 | 1 | Bearing Cup | |
| 7 | 72212C | 1 | Bearing Cone | |
| 8 | 55206C | 1 | Bearing Cone | |
| 9 | 1228-F-552 | 1 | Spigot Bearing | |
| 10 | A1-1205-Z-2730 | 1 | Oil Seal Assembly | |

KIT 4395

| ITEM | PART NUMBER | QTY. | DESCRIPTION | REMARKS |
|------|-------------|------|-------------------|--|
| 1 | H715311 | 1 | Bearing Cup | Pre 11/93 RD-17-145, RD-20-145, RD-22-145, RP-17-145, RP-20-145, RP-22-145 |
| 2 | 72487 | 1 | Bearing Cup | |
| 3 | JLM-710910 | 1 | Bearing Cup | |
| 4 | H715334 | 1 | Bearing Cone | |
| 5 | 72212C | 1 | Bearing Cone | |
| 6 | JLM-104910 | 2 | Bearing Cup | |
| 7 | JM-716610 | 2 | Bearing Cup | |
| 8 | JLM-710949C | 1 | Bearing Cone | |
| 9 | JM511910 | 1 | Bearing Cup | |
| 10 | R945008 | 2 | Oil Seal Assembly | |
| 11 | 5-X-1034 | 1 | O-Ring | |
| 12 | 5-X-1343 | 1 | O-Ring | |
| 13 | JM-511946 | 1 | Bearing Cone | |
| 14 | 3920 | 1 | Bearing Cup | |
| 15 | LM-104949 | 2 | Bearing Cone | |
| 16 | JM-716649 | 2 | Bearing Cone | |

KIT 4396

| ITEM | PART NUMBER | QTY. | DESCRIPTION | REMARKS |
|------|----------------|------|-------------------|--|
| 1 | H715311 | 1 | Bearing Cup | Forward Axles less diff. lock, with new input and thru shaft MD-20-143, MP-20-143, RD-17-144, RD-17-145, RD-19-144, RD-20-145, RD-22-145, RP-17-144, RP-17-145, RP-19-144, RP-20-145, RP-22-145 |
| 2 | 72487 | 1 | Bearing Cup | |
| 3 | JLM-710910 | 1 | Bearing Cup | |
| 4 | H715334 | 1 | Bearing Cone | |
| 5 | 72212C | 1 | Bearing Cone | |
| 6 | JLM-104910 | 2 | Bearing Cup | |
| 7 | JM-716610 | 2 | Bearing Cup | |
| 8 | JLM-710949C | 1 | Bearing Cone | |
| 9 | 3920 | 1 | Bearing Cup | |
| 10 | A1-1205-Y-2729 | 1 | Oil Seal Assembly | |
| 11 | A1-1205-X-2728 | 1 | Oil Seal Assembly | |
| 12 | 5-X-1034 | 1 | O-Ring | |
| 13 | 5-X-1343 | 1 | O-Ring | |
| 14 | JM-511945 | 1 | Bearing Cone | |
| 15 | LM-104949 | 1 | Bearing Cone | |
| 16 | JM-716649 | 1 | Bearing Cone | |

KIT 4400

| ITEM | PART NUMBER | QTY. | DESCRIPTION | REMARKS |
|------|----------------|------|-------------------|---|
| 1 | 72487 | 1 | Bearing Cup | RR-17-144, RR-17-145, RR-19-144, RR-20-140, RR-20-145, RR-22-145, RS-16-141, RS-17-141, RS-17-144, RS-19-144, RS-19-145, RS-21-145 |
| 2 | 72212C | 1 | Bearing Cone | |
| 3 | 55437 | 1 | Bearing Cup | |
| 4 | 55206C | 1 | Bearing Cone | |
| 5 | 1228-F-552 | 1 | Spigot Bearing | |
| 6 | JM-716610 | 2 | Bearing Cup | |
| 7 | JM-716649 | 2 | Bearing Cone | |
| 8 | A1-1205-Z-2730 | 1 | Oil Seal Assembly | |

SERVICE KITS

KIT 4406

| ITEM | PART NUMBER | QTY. | DESCRIPTION | REMARKS |
|------|----------------|------|-------------------|--|
| 1 | 72487 | 1 | Bearing Cup | Forward Axles with diff. lock, with new input and thru shaft MD-20-143, MP-20-143, RD-17-144, RD-19-144, RD-20-145, RD-22-145, RP-17-144, RP-19-144, RP-20-145, RP-22-145 |
| 2 | 72212C | 1 | Bearing Cone | |
| 3 | H715311 | 1 | Bearing Cup | |
| 4 | H715334 | 1 | Bearing Cone | |
| 5 | 3920 | 1 | Bearing Cup | |
| 6 | JM-511945 | 1 | Bearing Cone | |
| 7 | JLM-710910 | 1 | Bearing Cup | |
| 8 | JLM-710949C | 1 | Bearing Cone | |
| 9 | 1228-L-1130 | 1 | Bearing Cup | |
| 10 | A-1228-L-1130 | 1 | Bearing Cone | |
| 11 | JM-716610 | 1 | Bearing Cup | |
| 12 | JM-716649 | 1 | Bearing Cone | |
| 13 | JLM-104910 | 1 | Bearing Cup | |
| 14 | LM-104949 | 1 | Bearing Cone | |
| 15 | A1-1205-Y-2729 | 1 | Oil Seal Assembly | |
| 16 | A1-1205-X-2728 | 1 | Oil Seal Assembly | |
| 17 | 5-X-1034 | 1 | O-Ring | |
| 18 | 5-X-1343 | 1 | O-Ring | |

KIT 4455

| ITEM | PART NUMBER | QTY. | DESCRIPTION | REMARKS |
|------|-------------|------|------------------------|-------------------------------|
| 1 | 3237-W-1167 | 1 | Switch Assembly Sensor | With diff. lock 140 Series |
| 2 | 2257-M-1235 | 1 | Sensor/Switch Clip | |

KIT 4461

| ITEM | PART NUMBER | QTY. | DESCRIPTION | REMARKS |
|------|----------------|------|-------------------|-------------------------------------|
| 1 | 72487 | 1 | Bearing Cup | For Amboid drive axle. MR-20-143 |
| 2 | 72225C | 1 | Bearing Cone | |
| 3 | H715311 | 1 | Bearing Cup | |
| 4 | H715334 | 1 | Bearing Cone | |
| 5 | JM-716610 | 2 | Bearing Cup | |
| 6 | JM-716649 | 2 | Bearing Cone | |
| 7 | A1-1205-Z-2730 | 1 | Oil Seal Assembly | |

KIT 4766

| ITEM | PART NUMBER | QTY. | DESCRIPTION | REMARKS |
|------|-------------|------|--------------|--|
| 1 | 10-X-1710 | 1 | Thrust Screw | Thrust screw and block kit for 3200-W-2051 amboid carrier. MR-20-143M, MS-21-143M |
| 2 | 2297-P-8336 | 1 | Thrust Block | |

MPS 3344 145

| ITEM | PART NUMBER | QTY. | DESCRIPTION | REMARKS |
|------|----------------|------|---|--|
| 1 | A-3297-U-1347 | 1 | Input Shaft Assembly | Input shaft/IAD update kit for 2.38"-46 spline, less pump version. 145 Series |
| 2 | 1229-S-4985 | 1 | Thrust Washer | |
| 3 | 3892-S-5843 | 1 | Forward IAD Gear | |
| 4 | A-3235-W-2025 | 1 | Interaxle Differential Case & Nest Assembly | |
| 5 | 2297-E-5335 | 1 | Snap Ring | |
| 6 | 2234-R-1188 | 1 | Differential Side Gear, Finished | |
| 7 | A1-1205-X-2728 | 1 | Oil Seal Assembly | |
| 8 | 2203-K-9241 | 1 | Shim - .076mm/.003 in. | |
| 9 | 2203-L-9242 | 1 | Shim - .127mm/.005 in. | |
| 10 | 2203-M-9243 | 1 | Shim - .254mm/.010 in. | |

SERVICE KITS

MPS 3345 145

| ITEM | PART NUMBER | QTY. | DESCRIPTION | REMARKS |
|------|----------------|------|---|--|
| 1 | A1-3297-T-1346 | 1 | Input Shaft Assembly | Input shaft/IAD update kit for 2.38"-46 spline, for pump version. 145 Series |
| 2 | 1229-S-4985 | 1 | Thrust Washer | |
| 3 | 3892-S-5843 | 1 | Forward IAD Gear | |
| 4 | A-3235-W-2025 | 1 | Interaxle Differential Case & Nest Assembly | |
| 5 | 2297-E-5335 | 1 | Snap Ring | |
| 6 | 2234-R-1188 | 1 | Differential Side Gear, Finished | |
| 7 | A1-1205-X-2728 | 1 | Oil Seal Assembly | |
| 8 | 2203-K-9241 | 1 | Shim - .076mm/.003 in. | |
| 9 | 2203-L-9242 | 1 | Shim - .127mm/.005 in. | |
| 10 | 2203-M-9243 | 1 | Shim - .254mm/.010 in. | |

NUMERICAL PARTS LISTING

| PART NUMBER | PAGE | PART NUMBER | PAGE | PART NUMBER | PAGE |
|---------------|---------|--------------|---------|-------------|------|
| 5-X-521 | 8,18 | 1229-W-1245 | 5 | 1244-S-2437 | 11 |
| 5-X-1034 | 4 | 1229-A-1301 | 13 | 1244-T-2438 | 11 |
| 5-X-1153 | 8,18 | 1229-U-1503 | 8,14 | 1244-U-2439 | 11 |
| 5-X-1195 | 5 | 1229-C-1511 | 4,11 | 1244-W-2441 | 11 |
| 5-X-1196 | 5 | 1229-W-1557 | 21 | 1244-X-2442 | 11 |
| 5-X-1197 | 5 | 1229-K-1597 | 4,6 | 1244-Y-2443 | 11 |
| 5-X-1198 | 8,18 | 1229-T-1606 | 4 | 1244-Z-2444 | 11 |
| 10-X-1594 | 21 | 1229-E-1669 | 4,9,21 | 1244-A-2445 | 11 |
| 10-X-1597 | 21 | 1229-N-1730 | 4 | 1244-B-2446 | 11 |
| 10-X-1710 | 13 | 1229-T-1736 | 4,11,20 | 1244-C-2447 | 11 |
| 15-X-387 | 20 | 1229-A-2237 | 20 | 1246-M-1131 | 9 |
| 40-X-1016 | 6,13 | 1229-B-2238 | 20 | 1246-P-1134 | 8 |
| 40-X-1145 | 6 | 1229-C-2239 | 20 | 1250-E-473 | 21 |
| 40-X-1182 | 8,14 | 1229-D-2240 | 20 | 1250-N-1080 | 9 |
| 40-X-1233 | 4,6 | 1229-E-2241 | 20 | 1250-U-1217 | 8 |
| 40-X-1236 | 11,20 | 1229-F-2242 | 20 | 1250-L-1286 | 21 |
| 40-X-1237 | 4,11,20 | 1229-G-2243 | 20 | 2203-F-2788 | 6,11 |
| 41-X-1022 | 8,19 | 1229-H-2244 | 20 | 2203-G-2789 | 6,11 |
| 41-X-1043 | 11 | 1229-J-2246 | 20 | 2203-H-2790 | 6,11 |
| 41-X-1080 | 5,18 | 1229-K-2247 | 20 | 2203-C-8115 | 11 |
| 41-X-1208 | 4 | 1229-P-2590 | 20 | 2203-D-8116 | 11 |
| 41-X-1209 | 5 | 1229-Q-2591 | 20 | 2203-E-8117 | 11 |
| 41-X-1216 | 8,14 | 1229-R-2592 | 20 | 2203-K-9241 | 4 |
| 41-X-1327 | 7,18 | 1229-T-2594 | 20 | 2203-L-9242 | 4 |
| 41-X-1330 | 18 | 1229-U-2595 | 20 | 2203-M-9243 | 4 |
| 41-X-1333 | 8,18 | 1229-V-2596 | 20 | 2203-J-9474 | 11 |
| 41-X-1359 | 19 | 1229-W-2597 | 20 | 2203-K-9475 | 11 |
| 41-X-1364 | 9,19 | 1229-X-2598 | 20 | 2203-L-9476 | 11 |
| 41-X-1365 | 8,13 | 1229-Y-2599 | 20 | 2203-M-9477 | 11 |
| 41-X-1368 | 8,18 | 1229-A-2653 | 11,20 | 2203-N-9478 | 11 |
| 41-X-1371 | 6,13 | 1229-S-2593 | 20 | 2203-P-9480 | 11 |
| 42-X-1021 | 8,13 | 1229-Z-3172 | 17 | 2203-Q-9481 | 11 |
| 42-X-1248 | 9,19 | 1229-F-4062 | 9 | 2203-R-9482 | 11 |
| 43-X-1006 | 8,18 | 1229-G-4063 | 6 | 2203-S-9483 | 11 |
| 43-X-1007 | 9,18 | 1229-W-4131 | 20 | 2203-T-9484 | 11 |
| 1199-R-2176 | 8,13 | 1229-P-4280 | 4 | 2203-U-9485 | 11 |
| A-1205-W-1349 | 21 | 1229-B-4422 | 9,19 | 2203-V-9486 | 12 |
| A-1205-D-1928 | 11 | 1229-H-4428 | 9,19 | 2203-W-9487 | 12 |
| A-1205-G-2425 | 20 | 1229-U-4519 | 9,19 | 2203-X-9488 | 12 |
| A-1205-Q-2487 | 21 | 1229-W-4521 | 6 | 2203-Y-9489 | 12 |
| 1220-K-89 | 18 | 1229-X-4522 | 8,17 | 2203-Z-9490 | 12 |
| 1227-R-330 | 21 | 1229-V-4624 | 8,17 | 2203-A-9491 | 12 |
| 1227-W-517 | 21 | 1229-D-4632 | 7,18 | 2203-B-9492 | 12 |
| 1227-Z-1040 | 21 | 1229-F-4634S | 21 | 2203-C-9493 | 12 |
| 1227-E-1045 | 21 | 1244-V-1764 | 6 | 2203-D-9494 | 12 |
| 1227-P-1056 | 8,19 | 1244-F-2346 | 12 | 2203-E-9495 | 12 |
| 1228-F-552 | 13 | 1244-V-2440 | 11 | 2203-F-9496 | 12 |
| A1-1228-H-606 | 14 | 1244-M-2431 | 11 | 2203-B-9804 | 11 |
| 1228-L-1130 | 6,14 | 1244-N-2432 | 11 | 2203-D-9806 | 6 |
| A-1228-L-1130 | 7,14 | 1244-P-2434 | 11 | 2203-E-9807 | 6 |
| 1229-L-1026 | 18 | 1244-Q-2435 | 11 | 2203-F-9808 | 6 |
| 1229-R-1032 | 8,18 | 1244-R-2436 | 11 | 2203-G-9809 | 6 |

NUMERICAL PARTS LISTING

| PART NUMBER | PAGE | PART NUMBER | PAGE | PART NUMBER | PAGE |
|---------------|-------|----------------|------|-----------------|------|
| 2203-H-9810 | 6 | 2803-R-2852 | 11 | 3202-S-9483 | 26 |
| 2203-J-9812 | 6 | 2803-S-2853 | 11 | 3202-T-9484 | 26 |
| 2203-K-9813 | 6 | 2803-T-2854 | 11 | 3202-U-9485 | 26 |
| 2203-L-9814 | 6 | 3107-R-1006 | 18 | 3202-X-9488 | 26 |
| 2203-M-9815 | 6 | 3107-D-1018 | 9,18 | 3202-C-9597 | 26 |
| 2203-N-9816 | 6 | 3107-M-1183 | 4 | 3202-E-9599 | 26 |
| 2203-P-9818 | 6 | 3196-F-32 | 8,18 | 3202-G-9601 | 26 |
| 2203-Q-9819 | 6 | A2-3200-R-1500 | 13 | 3202-J-9604 | 26 |
| 2203-R-9820 | 6 | A2-3200-G-1645 | 5 | 3202-N-9608 | 26 |
| 2203-S-9821 | 6 | A2-3200-X-1662 | 5 | 3202-Q-9611 | 26 |
| 2203-T-9822 | 6 | A2-3200-L-1676 | 13 | 3202-S-9613 | 26 |
| 2203-U-9823 | 6 | A2-3200-G-1853 | 5 | 3202-U-9615 | 26 |
| 2208-P-536 | 21 | A2-3200-C-1849 | 13 | 3202-W-9617 | 26 |
| 2208-H-944 | 8,18 | A2-3200-D-1850 | 13 | 3202-Y-9619 | 26 |
| 2208-L-1000 | 9,19 | A2-3200-E-1851 | 13 | 3202-R-9638 | 26 |
| 2208-R-1058 | 5 | A2-3200-F-1852 | 5 | 3202-Q-9845 | 26 |
| 2214-L-272 | 13 | A2-3200-S-1865 | 13 | 3202-S-9847 | 26 |
| 2214-Y-1039 | 6,13 | A2-3200-A-1873 | 13 | 3206-Q-1343 | 26 |
| 2214-C-1095 | 6,13 | A2-3200-G-1879 | 13 | 3206-S-1345 | 26 |
| 2214-U-1139 | 13 | A2-3200-M-1885 | 13 | 3206-T-1346 | 26 |
| 2230-N-170 | 8,18 | A2-3200-D-1902 | 5 | 3206-U-1347 | 26 |
| 2230-D-1096 | 5 | A2-3200-E-1903 | 5 | 3206-W-1349 | 26 |
| 2230-T-1190 | 8,18 | A2-3200-F-1904 | 13 | 3206-Y-1351 | 26 |
| 2233-J-1024 | 8,18 | A2-3200-P-1914 | 5 | 3206-Z-1352 | 26 |
| 2233-M-1027 | 18 | A2-3200-S-1917 | 5 | 3206-A-1353 | 26 |
| 2233-U-1035 | 4 | A2-3200-Z-1924 | 13 | 3206-C-1563 | 26 |
| 2233-X-1116 | 8,18 | A2-3200-B-1978 | 5 | 3206-C-1823 | 26 |
| 2234-T-1086 | 17 | A2-3200-C-1979 | 5 | 3206-D-1824 | 26 |
| 2234-R-1188 | 4 | A2-3200-D-1980 | 5 | 3206-M-1885 | 26 |
| 2234-U-1269 | 8,17 | A2-3200-E-1981 | 5 | 3206-P-1888 | 26 |
| 2234-V-1270 | 8,17 | A2-3200-F-1982 | 5 | 3216-Q-4359 | 9,19 |
| 2234-X-1272 | 8,17 | A2-3200-H-1984 | 5 | 3216-S-4361 | 9,19 |
| 2244-Z-52 | 18 | A2-3200-J-1986 | 5 | 3221-P-1004 | 4 |
| 2244-K-1025 | 4 | A2-3200-K-1987 | 5 | A-3226-M-1053 | 11 |
| 2244-L-1026 | 8,18 | A2-3200-L-1988 | 5 | A-3226-P-1056 | 11 |
| 2244-D-1070 | 4 | A2-3200-W-2051 | 13 | A-3226-T-1112 | 20 |
| 2257-M-1235 | 8,19 | 3202-S-9041 | 26 | A-3226-Z-1222 | 4 |
| 2258-U-411 | 4 | 3202-T-9042 | 26 | A-3226-B-1224 | 4 |
| 2258-L-714 | 8,18 | 3202-U-9043 | 26 | A-3226-D-1226 | 4 |
| 2258-Z-1118 | 9 | 3202-X-9046 | 26 | A-3226-N-1236 | 11 |
| 2258-E-1175 | 4 | 3202-Y-9047 | 26 | A-3226-V-1296 | 4 |
| 2258-U-1243 | 9,19 | 3202-B-9050 | 26 | A-3230-T-1034 | 8,18 |
| 2258-N-1262 | 8,18 | 3202-C-9051 | 26 | A-3230-U-1035 | 8,18 |
| 2297-T-4180 | 14 | 3202-Q-9117 | 26 | A-3230-V-1036 | 18 |
| 2297-U-5273 | 9 | 3202-R-9118 | 26 | A4-3235-C-1719 | 16 |
| 2297-Z-5278 | 9 | 3202-S-9119 | 26 | A6-3235-C-1719 | 14 |
| A-2297-D-5334 | 9 | 3202-Y-9281 | 26 | A12-3235-C-1719 | 16 |
| 2297-E-5335 | 4 | 3202-F-9340 | 26 | A13-3235-C-1719 | 14 |
| 2297-A-7021 | 20,21 | 3202-G-9341 | 26 | A6-3235-E-1721 | 16 |
| 2297-C-7049 | 18 | 3202-H-9342 | 26 | A8-3235-E-1721 | 14 |
| 2297-P-8336 | 13 | 3202-W-9461 | 26 | A14-3235-E-1721 | 16 |
| 2803-Q-2851 | 11 | 3202-Y-9463 | 26 | A15-3235-E-1721 | 14 |

NUMERICAL PARTS LISTING

| PART NUMBER | PAGE | PART NUMBER | PAGE | PART NUMBER | PAGE |
|-----------------|------|-----------------|------|---------------|---------|
| A2-3235-Y-1741 | 14 | A3-3235-L-2170 | 7,14 | 55200C | 12 |
| A3-3235-Y-1741 | 16 | A4-3235-L-2170 | 7,17 | 55206C | 11 |
| A-3235-S-1839 | 14 | A5-3235-L-2170 | 7,17 | 55437 | 11,12 |
| A1-3235-S-1839 | 15 | A2-3235-M-2171 | 7,14 | 72212C | 6,12 |
| A2-3235-S-1839 | 7,14 | A3-3235-M-2171 | 7,14 | 72225C | 11 |
| A3-3235-S-1839 | 7,15 | A4-3235-M-2171 | 7,17 | 72487 | 6,11,12 |
| A8-3235-S-1839 | 7,14 | A5-3235-M-2171 | 7,17 | 141DYS28A | 29 |
| A9-3235-S-1839 | 7,15 | A2-3235-N-2172 | 14 | 148DYS28A | 29 |
| A10-3235-S-1839 | 7 | A3-3235-N-2172 | 14 | 148TYS32-4A | 29 |
| A11-3235-S-1839 | 7,17 | A6-3235-N-2172 | 17 | 155DYS28-1A | 29 |
| A12-3235-S-1839 | 7,17 | A7-3235-N-2172 | 17 | 155DYS32-6 | 29 |
| A-3235-U-1841 | 14 | A-3235-D-2188 | 14 | 155DYS32-6A | 29 |
| A1-3235-U-1841 | 16 | A2-3235-D-2188 | 14 | 155NYS28-5A | 29 |
| A2-3235-U-1841 | 7,14 | A4-3235-D-2188 | 7,17 | 155TYS32-2A | 29 |
| A3-3235-U-1841 | 7,15 | A10-3235-D-2188 | 7 | 155TYS32-6A | 29 |
| A8-3235-U-1841 | 7,14 | A11-3235-D-2188 | 7,15 | 16N-4-5621X | 27 |
| A9-3235-U-1841 | 7,15 | A2-3235-Y-2261 | 17 | 16N-4-6251 | 27 |
| A10-3235-U-1841 | 7 | A-3235-N-2380 | 4 | 16N-4-6261 | 27 |
| A11-3235-U-1841 | 7,17 | A2-3235-N-2380 | 4 | 16N-4-6271-1 | 29 |
| A12-3235-U-1841 | 7,16 | 3237-W-1167 | 8,19 | 16N-4-6281X | 27 |
| A-3235-W-1843 | 14 | A-3261-L-350 | 4 | 16N-4-6291X | 27 |
| A1-3235-W-1843 | 16 | 3261-A-1067 | 8,18 | 16N-4-6431-1X | 29 |
| A2-3235-W-1843 | 7,14 | 3261-R-1084 | 5 | 16N-4-7341-1X | 29 |
| A3-3235-W-1843 | 7,15 | 3266-M-897 | 18 | 16NYS38-8A | 27 |
| A8-3235-W-1843 | 7,14 | 3266-C-1095 | 6 | 16TYS28-13A | 29 |
| A9-3235-W-1843 | 7,15 | 3266-F-1020 | 8,18 | 16TYS32-32A | 29 |
| A10-3235-W-1843 | 7,15 | 3266-Q-1161 | 5 | 16TYS32-76 | 29 |
| A11-3235-W-1843 | 7,16 | 3278-D-82 | 18 | 16TYS32-76A | 29 |
| A12-3235-W-1843 | 7,16 | 3278-S-305 | 8,18 | 16TYS32-86A | 29 |
| A2-3235-V-1920 | 7,14 | 3278-Y-1117F | 8,18 | 170TYS32-2 | 29 |
| A3-3235-V-1920 | 7,15 | 3278-A-1119 | 4 | 170TYS32-2A | 29 |
| A8-3235-V-1920 | 7,14 | 3280-V-8394 | 9 | 170TYS38-4A | 29 |
| A9-3235-V-1920 | 7,15 | 3280-Z-8398 | 9 | 176N-4-531 | 27 |
| A10-3235-V-1920 | 7 | SA1-3280-U-8861 | 9,19 | 176N-4-541-1X | 29 |
| A11-3235-V-1920 | 7,17 | 3296-F-188 | 18 | 176N-4-541X | 27 |
| A12-3235-V-1920 | 7,17 | 3296-W-1167 | 9,18 | 176NYS32-3A2 | 27 |
| A18-3235-V-1920 | 16 | 3296-Z-1170 | 9,18 | 176NYS38-14A | 27 |
| A-3235-N-1938 | 14 | 3297-E-1019 | 20 | 176TYS32-3A1 | 29 |
| A1-3235-N-1938 | 16 | 3297-N-1158 | 20 | 176TYS38-27A | 29 |
| A-3235-Q-1941 | 14 | A-3297-T-1346 | 4 | 17N-4-6321 | 27 |
| A1-3235-Q-1941 | 16 | A-3297-U-1347 | 4 | 17N-4-6331 | 27 |
| A-3235-W-2025 | 4 | A-3303-P-1030 | 9 | 17N-4-6391X | 27 |
| A4-3235-T-2152 | 8,17 | 3892-N-4902 | 6 | 17N-4-6411X | 27 |
| A10-3235-T-2152 | 7 | 572 | 21 | 17N-4-7181X | 27 |
| A11-3235-T-2152 | 7,15 | 580 | 21 | 17N-4-7631-1X | 29 |
| A2-3235-J-2168 | 7,15 | 592A | 21 | 17N-4-7641-1X | 29 |
| A3-3235-J-2168 | 7,15 | 594A | 21 | 17NYS28-43A | 27 |
| A4-3235-J-2168 | 7,17 | 3920 | 4 | 17NYS32-100 | 27 |
| A5-3235-J-2168 | 7,17 | 39520 | 21 | 17NYS32-100A | 27 |
| A1-3235-K-2169 | 15 | 39590 | 21 | 17NYS32-99 | 27 |
| A2-3235-K-2169 | 17 | 47620 | 21 | 17NYS32-99A | 27 |
| A2-3235-L-2170 | 7,14 | 47686 | 21 | 17TYS28-57A | 29 |

NUMERICAL PARTS LISTING

| PART NUMBER | PAGE | PART NUMBER | PAGE | PART NUMBER | PAGE |
|-------------|------|------------------|------|-------------|------|
| KIT 2321 | 40 | KIT 2834 | 47 | | |
| KIT 2322 | 40 | KIT 2835 | 47 | | |
| KIT 2389 | 41 | KIT 4007 | 47 | | |
| KIT 2396 | 41 | KIT 4284 | 48 | | |
| KIT 2405 | 41 | KIT 4345 | 48 | | |
| KIT 2413 | 41 | KIT 4350 | 48 | | |
| KIT 2420 | 42 | KIT 4356 | 48 | | |
| KIT 2429 | 42 | KIT 4385 | 48 | | |
| KIT 2431 | 42 | KIT 4390 | 49 | | |
| KIT 2445 | 42 | KIT 4395 | 49 | | |
| KIT 2446 | 42 | KIT 4396 | 49 | | |
| KIT 2482 | 43 | KIT 4400 | 49 | | |
| KIT 2488 | 43 | KIT 4406 | 50 | | |
| KIT 2511 | 43 | KIT 4455 | 50 | | |
| KIT 2512 | 43 | KIT 4461 | 50 | | |
| KIT 2522 | 43 | KIT 4766 | 50 | | |
| KIT 2541 | 43 | KIT RD20140NL | 38 | | |
| KIT 2636 | 43 | KIT RD20145DL | 38 | | |
| KIT 2637 | 43 | KIT RD20145NL | 38 | | |
| KIT 2638 | 43 | KIT RR22145 1873 | 38 | | |
| KIT 2647 | 44 | KIT RS145 1500 | 38 | | |
| KIT 2648 | 44 | KIT RS145 1547 | 38 | | |
| KIT 2662 | 44 | KIT RS145 1676 | 39 | | |
| KIT 2664 | 44 | KIT RS17140 | 39 | | |
| KIT 2665 | 44 | LM-104949 | 20 | | |
| KIT 2668 | 44 | LM-603011 | 20 | | |
| KIT 2686 | 44 | LM-603049 | 20 | | |
| KIT 2691 | 44 | M804010 | 11 | | |
| KIT 2696 | 45 | M804049 | 11 | | |
| KIT 2703 | 45 | MN-312-1 | 4 | | |
| KIT 2704 | 45 | MPS 3344 145 | 50 | | |
| KIT 2705 | 45 | MPS 3345 145 | 51 | | |
| KIT 2706 | 45 | MS-206060-1 | 5 | | |
| KIT 2709 | 45 | MS-208016-1 | 4 | | |
| KIT 2730 | 45 | MS-208020-1 | 18 | | |
| KIT 2743 | 45 | MS-208045-1 | 9 | | |
| KIT 2747 | 45 | MS-210016-1 | 8,19 | | |
| KIT 2750 | 46 | MS-210020-1 | 6 | | |
| KIT 2751 | 46 | MS-210030-1 | 6 | | |
| KIT 2752 | 46 | MS210045A-1 | 4 | | |
| KIT 2753 | 46 | MS-212045-1 | 4,11 | | |
| KIT 2754 | 46 | MS-220120-1 | 8,13 | | |
| KIT 2755 | 46 | MWA-506 | 5,9 | | |
| KIT 2756 | 46 | MWA-508 | 19 | | |
| KIT 2758 | 46 | N-110-1 | 21 | | |
| KIT 2759 | 47 | P-28-S | 21 | | |
| KIT 2760 | 47 | P-212 | 21 | | |
| KIT 2761 | 47 | RV-71016 | 8,14 | | |
| KIT 2819 | 47 | S-258-2 | 21 | | |
| KIT 2824 | 47 | S-21016-2 | 21 | | |
| KIT 2825 | 47 | S-21020A-2 | 21 | | |
| KIT 2833 | 47 | | | | |

MERITOR AFTERMARKET PARTS WARRANTY

We warrant all new parts for one year from date of shipment to the buyer against defective material or workmanship (but not against damage caused by accident, abuse or improper installation, maintenance or repair) when such parts are used on vehicles the specifications of which have been approved by our Engineering Department.

As the exclusive remedy under this warranty, we will, at our option, repair or replace such parts free of charge, or take back the nonconforming parts and refund the monies paid by buyer for such parts, if found on examination by us to be nonconforming and if any necessary return charges are prepaid.

If it is necessary to return any parts under this warranty, buyer agrees not to make any deduction on account thereof from remittances on current accounts while claims are in the process of disposition. Any expense incurred without our consent for repairs or replacement will not be allowed.

THIS WARRANTY IS EXPRESSLY IN LIEU OF ALL OTHER WARRANTIES OR CONDITIONS, EXPRESS, IMPLIED OR STATUTORY, INCLUDING ANY IMPLIED WARRANTY OF MERCHANTABILITY OR FITNESS FOR PARTICULAR PURPOSE. IN NO EVENT SHALL SELLER BE LIABLE FOR INCIDENTAL OR CONSEQUENTIAL DAMAGES OF ANY NATURE.

Only genuine Meritor replacement parts are covered by this aftermarket parts warranty.

Vehicle models, brands and names depicted herein are the property of their respective owners, and are not in any way associated with Meritor, Inc., or its affiliates.



Meritor Heavy Vehicle Systems, LLC
7975 Dixie Highway
Florence, Kentucky 41042 USA

888-725-9355 U.S.
800-387-3889 Canada
MeritorPartsOnline.com
meritor.com

©2012 Meritor, Inc.
Litho in USA, PB-9147
Revised 12-12 (47865/11900)




Meritor Differential Model RT-40-145 - RP-19-144 - Carrier A1-3200-H-1984


Pro Gear parts manual for Meritor Differential Model RT-40-145 - RP-19-144 - Carrier A1-3200-H-1984 to assist in identifying the correct configuration of your Meritor 145 Series differential. This Meritor Tandem Front is built with 2.10" - 41 Axle spline and ratios available in 2.64 thru 7.17.

If you need any assistance identifying the correct Meritor differential unit for your truck or equipment, contact your Meritor differential replacement specialists at Pro Gear and Transmission.

Pro Gear stocks every part for your Meritor differential. We have 1000's of products in shop that are ready to ship internationally for your next project.

For parts or service contact the Meritor specialists at Pro Gear & Transmission, Inc.

 CALL US

 EMAIL US

 VISIT MODEL PAGE

 VISIT ONLINE STORE